

January

2024



Tyler County Treasurer's Report

INCLUDING MONTHLY INVESTMENT REPORT

SUBMITTED TO COMMISSIONER'S COURT BY LEANN MONK, TYLER COUNTY TREASURER

Table of Contents

Treasurer's Report -	Sect. 1
FNB Jasper Demand Accounts -	Sect. 2
Investment Report -	Sect. 3
Income/Expense Report –	Sect. 4
Signatures/Approvals -	Sect. 5

Section 1

Treasurer's Report

Summary of the
Tyler County Treasurer's Monthly Report

December 2023 Financial & Investment Information

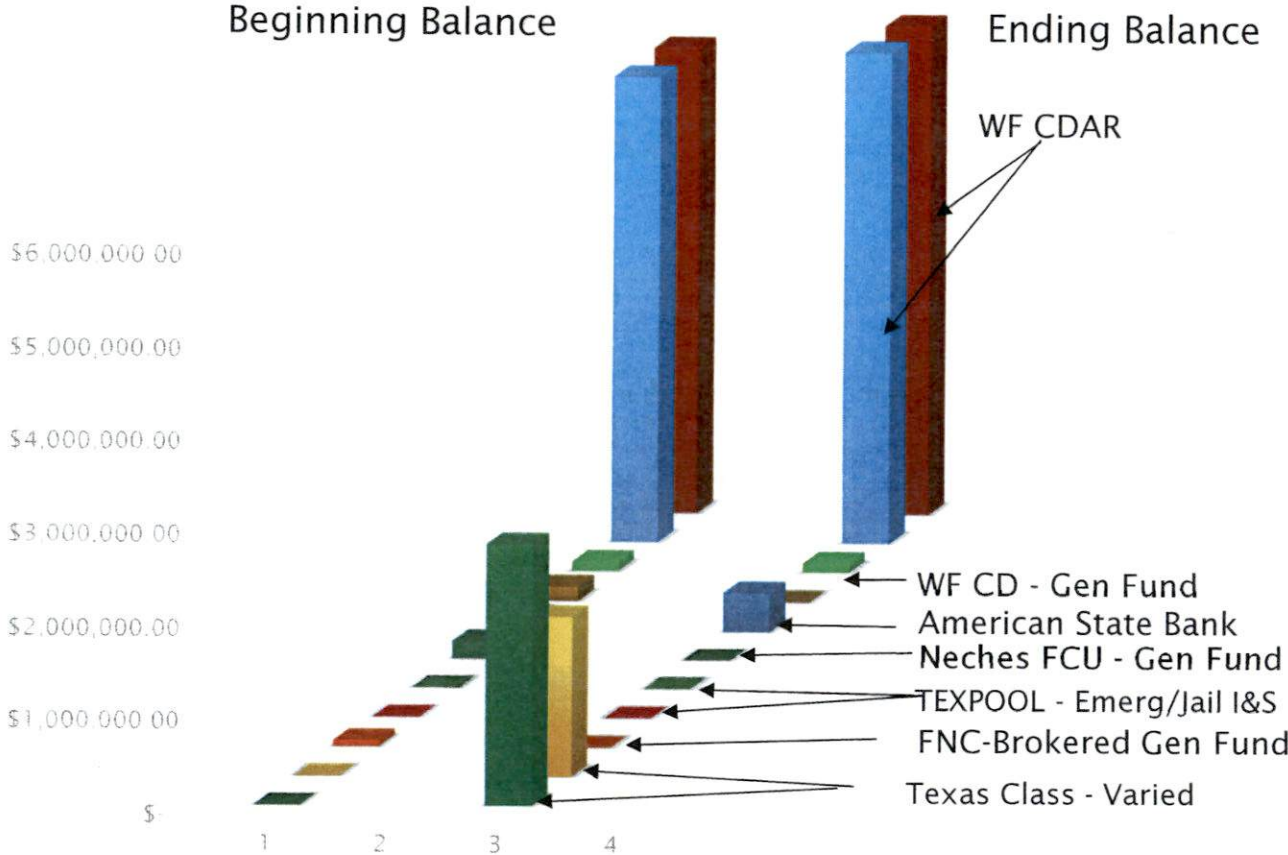
Demand Accounts	Beginning Balances	Month End Balance	Mo. Interest	YTD Interest	Comments:
Treasurer's Account	\$ 2,412,003.31	\$ 2,810,933.56	\$ 7,000.53	\$ 51,634.39	Treas. Account is earning 2.83%
Small Business Account	\$ -	\$ -	\$ -		
Jail I&S	\$ 512,062.70	\$ 509,233.47	\$ 1,961.58	\$ 10,631.50	Jail I&S is earning 4.63%
Payroll	\$ 8,573.57	\$ 13,032.29	\$ -		
Chapter 19	\$ 5,589.85	\$ 5,589.85	\$ -		
DEMAND ON HAND:		\$ 3,338,789.17	\$ 8,962.11	\$ 62,265.89	

Investments	Beginning Balance	Month End Balance	Mo. Interest	YTD Interest	
FNB Treasurer's Account	See Above	See Above	\$ 7,000.53	\$ 51,634.39	
FNB Jail I&S	See Above	See Above	\$ 1,961.58	\$ 10,631.50	
Texas Class - Paper	\$ 26.88	\$ 2,811,486.13	\$ 14,118.85	\$ 215,607.90	
Texas Class - Gov't	\$ 7.01	\$ 1,723,168.02	\$ 7,713.82	\$ 101,058.20	
FNC -Brokered CD's	\$ 63,000.00	\$ -	\$ -	\$ -	
TEXPOOL - Emer Fund	\$ 267.30	\$ -	\$ 0.60	\$ 5.07	
TEXPOOL - Jail I & S	\$ 281.66	\$ -	\$ 1.20	\$ 4.79	
Neches Federal CU	\$ 195,000.00	\$ -	\$ -	\$ 4,633.90	EARLY W/DRAWAL PENALTY -2607.49
American State Bank	\$ 147,757.30	\$ 411,374.55	\$ 1,918.16	\$ 3,590.84	\$240026.41 invested 11/6
FNB - Wichita Falls - CD	\$ 147,757.30	-	\$ -	\$ 1,031.47	Maturity Wdrawal
FNB - Wichita Falls - CD	\$ 100,081.46	\$ 100,081.46	\$ -	\$ 2,830.24	
FNB - CDARS	\$ 5,000,000.00	\$ 5,279,964.77	\$ 23,399.63	\$ 218,179.40	General Fund/CCRMP
FNB - CDARS	\$ 5,000,000.00	\$ 5,251,597.70	\$ 23,406.96	\$ 188,807.04	Disaster Emerg Fund, Countywide Right of Way, R&B 4
TOTAL INVESTED:		\$ 15,577,672.63			
INVESTMENT INTEREST TOTALS:			\$79,521.33	\$798,014.74	

Notice: This summary of the treasurer's report is not meant to replace the Official Treasurer's Report required by the Local Government Code Title 4, Subtitle B, Chapter 114.026 and as well as the PFI, Government Code, Title 10, Subtitle F, Chapter 2256, Subchapter A, Sec. 2256.023. But instead to give a glance of the current status of the County's financial position. The original signed report is filed with the County Clerk. Respectfully submitted: Leann Monk, Tyler County Treasurer

Summary of the Tyler County Treasurer's Monthly Report

Monthly Balance Comparison





Tyler County, TX

Treasurers Report Summary

Date Range: 12/01/2023 - 12/31/2023

Fund	Beginning Cash Balance	Revenues	Expenses	Net Change Assets	Net Change Liabilities	Calculated Ending Balance	Actual Ending Balance	Calculated - Actual Ending
010 - GENERAL FUND	425,365.87	313,574.29	1,080,871.84	0.00	-216,002.03	-125,929.65	957,111.02	-1,083,040.67
011 - ADVALOREM TAXES CLEARING	0.00	0.00	0.00	0.00	0.00	0.00	0.00	0.00
012 - TC CHAPTER 19	5,589.85	0.00	0.00	0.00	0.00	5,589.85	5,589.85	0.00
015 - U. S. MARSHALL PRISONER REFUND	0.00	0.00	0.00	0.00	0.00	0.00	0.00	0.00
016 - TC COLLECTION SP	0.00	0.00	0.00	0.00	0.00	0.00	0.00	0.00
020 - GENERAL ROAD & BRIDGE	0.00	27,637.81	27,637.81	0.00	0.00	0.00	0.00	0.00
021 - ROAD & BRIDGE I	39,063.80	9,561.67	48,358.91	0.00	-1,023.52	1,290.08	-807.63	2,097.71
022 - ROAD & BRIDGE II	174,441.72	7,863.01	42,453.01	0.00	-1,037.04	140,888.76	139,734.58	1,154.18
023 - ROAD & BRIDGE III	-20,164.97	45,570.16	133,617.07	0.00	-1,111.05	-107,100.83	-7,922.48	-99,178.35
024 - ROAD & BRIDGE IV	286,757.29	9,431.93	63,250.95	0.00	-1,363.97	234,302.24	232,593.59	1,708.65
025 - TYLER CO AIRPORT	3,200.72	376.62	537.48	0.00	-209.39	3,249.25	3,238.93	10.32
026 - TYLER CO. RODEO ARENA/FAIRGRND	2,446.49	73.38	586.05	0.00	-262.77	2,196.59	2,127.35	69.24
027 - TDHCA OWNER OCCUPIED HOME GRAN	0.00	0.00	0.00	0.00	0.00	0.00	0.00	0.00
028 - ECONOMIC DEVELOPMENT	3,797.53	299.61	3,094.33	0.00	-447.88	1,450.69	1,153.32	297.37
029 - BENEVOLENCE FUND	951.09	18.61	0.00	0.00	0.00	969.70	951.09	18.61
030 - DIST CL'K STATE APPROP	0.00	230.13	0.00	0.00	0.00	230.13	0.00	230.13
031 - COUNTY CLERK RMP	152,196.43	9,427.97	0.00	0.00	0.00	161,624.40	158,354.77	3,269.63
032 - C D A FORFEITURE	9,320.61	59.71	0.00	0.00	0.00	9,380.32	9,338.76	41.56
033 - SHERIFF FORFEITURE	35,586.62	115.51	0.00	0.00	0.00	35,702.13	35,655.93	46.20
034 - DISTRICT CLERK RMP	-67,440.76	-131.36	0.00	0.00	0.00	-67,572.12	-67,572.12	0.00
035 - AMERICAN RESCUE PLAN ACT FUNDING	355,130.14	111,030.02	0.00	0.00	0.00	466,160.16	456,301.11	9,859.05
036 - LIBRARY FUND	3,720.99	1,582.02	758.69	0.00	0.00	4,544.32	4,125.32	419.00
037 - T C COLLECTION CENTER	0.00	0.00	0.00	0.00	0.00	0.00	0.00	0.00
038 - VIOLENCE AGAINSTWOMEN SPEC PR	0.00	0.00	0.00	0.00	0.00	0.00	0.00	0.00
039 - TXCDBG SMALL BUSINESS LOAN PRJ	0.00	557.50	557.50	0.00	0.00	0.00	0.00	0.00
040 - TXCDBG WATER IMPROVEMENTS GRAN	0.00	0.00	0.00	0.00	0.00	0.00	0.00	0.00
041 - PEACE OFFICER SERVICE FEES	16,397.65	493.02	300.00	0.00	0.00	16,590.67	16,129.00	461.67
042 - HAVA GRANT/CARES ACT	28,861.62	0.00	0.00	0.00	0.00	28,861.62	28,861.62	0.00
043 - JAIL INTEREST & SINKING	509,931.12	1,963.46	2,661.11	0.00	0.00	509,233.47	509,233.47	0.00
044 - COURTHOUSE SECURITY	-13,584.42	1,283.19	14,551.36	0.00	-171.18	-26,681.41	-27,027.66	346.25
045 - COUNTY-RMP	21,691.54	1,252.76	0.00	0.00	0.00	22,944.30	22,551.88	392.42
046 - STATE-CRIME STOPPERS	0.00	0.00	0.00	0.00	0.00	0.00	0.00	0.00
047 - COUNTY-WIDE RIGHT-OF-WAY FUNDB	858.33	3,287.90	0.00	0.00	0.00	4,146.23	860.00	3,286.23
048 - EMERGENCY DISASTER RELIEF	-558,569.00	18,248.87	0.00	0.00	0.00	-540,320.13	-559,656.95	19,336.82
049 - C D A TRUST	15,826.32	0.00	0.00	0.00	0.00	15,826.32	15,826.32	0.00
050 - C D A FEES	-108.14	2.17	0.00	0.00	0.00	-105.97	-108.14	2.17
051 - CDA STATE APPROPRIATIONS FUND	26,338.24	420.62	0.00	0.00	0.00	26,758.86	26,389.54	369.32

Treasurers Report

Date Range: 12/01/2023 - 12/31/2023

Fund	Beginning Cash Balance	Revenues	Expenses	Net Change Assets	Net Change Liabilities	Calculated Ending Balance	Actual Ending Balance	Calculated - Actual Ending
052 - ALTERNATE DISPUTE RESOLUTION	49,017.40	0.00	0.00	0.00	0.00	49,017.40	49,017.40	0.00
053 - ADULT PROBATION	0.00	0.00	0.00	0.00	0.00	0.00	0.00	0.00
054 - JUVENILE PROBATION	81,897.58	18,957.24	22,607.43	0.00	-375.73	78,623.12	78,161.45	461.67
055 - STATE-CRIM JUSTICE PLANNING	0.00	0.00	0.00	0.00	0.00	0.00	0.00	0.00
056 - STATE-JUDICIAL EDUCATION	0.00	0.00	0.00	0.00	0.00	0.00	0.00	0.00
057 - STATE-LEOCE	0.00	0.00	0.00	0.00	0.00	0.00	0.00	0.00
058 - STATE-JUVENILE DIVERSION	0.00	0.00	0.00	0.00	0.00	0.00	0.00	0.00
059 - STATE-CVC	0.00	0.00	0.00	0.00	0.00	0.00	0.00	0.00
060 - STATE-OCLF INSURANCE	0.00	0.00	0.00	0.00	0.00	0.00	0.00	0.00
061 - STATE-DPS ARREST FEE	0.00	0.00	0.00	0.00	0.00	0.00	0.00	0.00
062 - STATE-COMP REHABILITAT'N	0.00	0.00	0.00	0.00	0.00	0.00	0.00	0.00
063 - STATE-GENERAL REVENUE	0.00	0.00	0.00	0.00	0.00	0.00	0.00	0.00
064 - STATE-LAW ENFORCEMENT MGT	0.00	0.00	0.00	0.00	0.00	0.00	0.00	0.00
065 - STATE-BREATH ALCOHOL TEST	0.00	0.00	0.00	0.00	0.00	0.00	0.00	0.00
066 - STATE-LEOA	0.00	0.00	0.00	0.00	0.00	0.00	0.00	0.00
067 - STATE-TLFTA	0.00	0.00	0.00	0.00	0.00	0.00	0.00	0.00
068 - STATE-TIME PAYMENT	0.00	0.00	0.00	0.00	0.00	0.00	0.00	0.00
069 - STATE-FUGITIVE APPREHENSION	0.00	0.00	0.00	0.00	0.00	0.00	0.00	0.00
070 - STATE-CONSOLIDATED COURT COSTS	0.00	0.00	0.00	0.00	0.00	0.00	0.00	0.00
071 - STATE-JUVENILE CRIME & DELINQ	330.01	0.00	0.00	0.00	0.00	330.01	330.01	0.00
072 - TYLER COUNTY SEACH & RESCUE	204.72	0.40	0.00	0.00	0.00	205.12	205.12	0.00
073 - JUSTICE COURT TECHNOLOGY FUND	8,837.34	212.87	0.00	0.00	0.00	9,050.21	8,865.55	184.66
074 - HOMELAND SECURITY	30.78	46.26	0.00	0.00	0.00	77.04	30.84	46.20
075 - STATE - CORR MGT INST TX/CRIM JUST CTR	0.00	0.00	0.00	0.00	0.00	0.00	0.00	0.00
076 - EMERGENCY OPERATIONS CENTER	69,889.85	1,108.94	6,897.63	0.00	-173.11	64,274.27	63,288.36	985.91
077 - STATE-CHILD SAFETY SEAT & SEAT BELT VIOLATIONS	0.00	0.00	0.00	0.00	0.00	0.00	0.00	0.00
078 - STATE-TRAFFIC FEE	0.00	0.00	0.00	0.00	0.00	0.00	0.00	0.00
079 - STATE-BAIL BOND FEE	0.00	0.00	0.00	0.00	0.00	0.00	0.00	0.00
080 - STATE-EMS TRAUMA FUND	0.00	0.00	0.00	0.00	0.00	0.00	0.00	0.00
081 - STATE-SEXUAL ASSAULT PROGRAM	0.00	0.00	0.00	0.00	0.00	0.00	0.00	0.00
082 - STATE-SUBSTANCE ABUSE FELONY	0.00	0.00	0.00	0.00	0.00	0.00	0.00	0.00
083 - STATE-DNA TESTING FEE	0.00	0.00	0.00	0.00	0.00	0.00	0.00	0.00
084 - STATE-CHILD ABUSE PREVENTION F	0.00	0.00	0.00	0.00	0.00	0.00	0.00	0.00
085 - STATE-JUDICIAL SUPPORT FEES	0.00	0.00	0.00	0.00	0.00	0.00	0.00	0.00
086 - STATE - JURY REIMBURSEMENT FEE	3.83	0.01	0.00	0.00	0.00	3.84	3.84	0.00
087 - CVA COORDINATING TEAM	0.00	0.00	0.00	0.00	0.00	0.00	0.00	0.00
088 - TJPC-TITLE IVE FUND	6,437.76	151.04	0.00	0.00	0.00	6,588.80	6,450.30	138.50
089 - TYLER COUNTY NUTRITION CENTER	65,110.43	7,257.25	12,782.77	0.00	-1,351.28	60,936.19	60,889.99	46.20
090 - STATE-SPECIALTY COURT PROGRAM	0.00	0.00	0.00	0.00	0.00	0.00	0.00	0.00
091 - TXCDBG DISASTER RECOVERY PROJE	0.00	0.00	0.00	0.00	0.00	0.00	0.00	0.00
092 - '07 TXCDBG FLOOD DISASTER PROJ	0.00	0.00	0.00	0.00	0.00	0.00	0.00	0.00
093 - PAYROLL ACCOUNT	-682.62	682.62	0.00	-132.12	0.00	132.12	132.12	0.00
094 - STATE - INDIGENT DEFENSE FUND	0.00	0.00	0.00	0.00	0.00	0.00	0.00	0.00

Treasurers Report

Date Range: 12/01/2023 - 12/31/2023

Fund	Beginning Cash Balance	Revenues	Expenses	Net Change Assets	Net Change Liabilities	Calculated Ending Balance	Actual Ending Balance	Calculated - Actual Ending
095 - STATE- APPELLATE JUDICIAL FUND	0.00	0.00	0.00	0.00	0.00	0.00	0.00	0.00
096 - CHILD WELFARE BOARD FUND	1,823.19	42.97	0.00	0.00	0.00	1,866.16	1,826.74	39.42
097 - CHILD SAFETY FUND	859.50	1,009.38	1,088.18	0.00	-2.84	783.54	643.41	140.13
098 - TC DISASTER PROJECT ROUND II	0.00	0.00	0.00	0.00	0.00	0.00	0.00	0.00
099 - TDA WATER PLANT IMPROVMENTS	0.00	0.00	0.00	0.00	0.00	0.00	0.00	0.00
100 - DETCOG SOCIAL SERVICES BLOCK G	0.00	0.00	0.00	0.00	0.00	0.00	0.00	0.00
101 - SUPPLEMENT COURT GUARDIANSHIP	31,424.88	221.52	0.00	0.00	0.00	31,646.40	31,646.40	0.00
102 - WATER IMPROVEMENT GRANT-TC WATER SUPPLY	0.00	0.00	0.00	0.00	0.00	0.00	0.00	0.00
103 - DISTRICT COURT CRIMINAL TECHNOLOGY FUND	4,778.63	163.20	0.00	0.00	0.00	4,941.83	4,793.95	147.88
104 - Harvey Round 1 (CDBG) 20-065-087-C248	-1,602.40	0.00	0.00	0.00	0.00	-1,602.40	-1,602.40	0.00
105 - CDBG GLO-22-119-009-D419	0.00	0.00	0.00	0.00	0.00	0.00	0.00	0.00
106 - HURRICAN HARVEY ROUND 1 DRS-4332	0.00	0.00	0.00	0.00	0.00	0.00	0.00	0.00
107 - CDBG LOCAL BUYOUT/AQUISITION PROGRAM	0.00	0.00	0.00	0.00	0.00	0.00	0.00	0.00
108 - TX CDBG SENIOR CITIZEN PROJECT	0.00	0.00	0.00	0.00	0.00	0.00	0.00	0.00
109 - DETCOG COMMUNICATIONS GRANT	0.00	0.00	0.00	0.00	0.00	0.00	0.00	0.00
110 - STATE MOVING VIOLATION FEES	0.00	0.00	0.00	0.00	0.00	0.00	0.00	0.00
111 - COURTHOUSE RESTORATION	803,066.31	492.95	94,255.97	0.00	0.00	709,303.29	708,810.34	492.95
112 - LEGISLATIVE SERVICES	68,664.16	285.91	0.00	0.00	0.00	68,950.07	68,664.16	285.91
113 - CIVIL FEES - ADULT PROBATION	1,214.05	2.36	0.00	0.00	0.00	1,216.41	1,216.41	0.00
114 - ELECTED OFFICIALS FUND	0.00	0.00	0.00	0.00	0.00	0.00	0.00	0.00
980 - GENERAL FIXED ASSETS	0.00	0.00	0.00	0.00	0.00	0.00	0.00	0.00
999 - POOLED CASH	0.00	0.00	0.00	223,744.46	0.00	-223,744.46	0.00	-223,744.46
Report Total:	2,648,912.08	594,865.50	1,556,868.09	223,612.34	-223,531.79	1,686,828.94	3,046,406.46	-1,359,577.52

Section 2

Demand Accounts

(First National Bank, Jasper)



Tyler County, TX

Bank Statement Register

Pooled Cash-Treasurer Account

Period 12/1/2023 - 12/31/2023

Packet: BRPKT01553

Bank Statement

Beginning Balance	2,412,003.31
Plus Debits	1,699,912.05
Less Credits	1,300,981.80
Adjustments	0.00
Ending Balance	2,810,933.56

General Ledger

Account Balance	2,474,688.98
Less Outstanding Debits	1,930.00
Plus Outstanding Credits	338,174.58
Adjustments	0.00
Adjusted Account Balance	2,810,933.56

Statement Ending Balance	2,810,933.56
Bank Difference	0.00
General Ledger Difference	0.00

CASH BALANCE CONSISTS OF THE FOLLOWING GENERAL LEDGER ACCOUNTS

999-10100 Treasurer's Checking

Cleared Deposits

Item Date	Reference	Item Type	Description	Amount
11/01/2023	DEP0018099	Deposit	CLPKT06089 BG:Currency	1,243.92
12/04/2023	DEP0018338	Deposit	CLPKT06169 BG:Currency	29.00
12/04/2023	DEP0018341	Deposit	CLPKT06170 BG:Currency	103.00
12/04/2023	DEP0018347	Deposit	CLPKT06172 BG:Currency	2,722.50
12/04/2023	DEP0018350	Deposit	CLPKT06173 BG:Currency	6,835.68
12/04/2023	DEP0018353	Deposit	CLPKT06174 BG:Currency	176.00
12/04/2023	DEP0018356	Deposit	CLPKT06175 BG:Currency	108.00
12/05/2023	DEP0018365	Deposit	CLPKT06178 BG:Currency	30,685.00
12/05/2023	DEP0018368	Deposit	CLPKT06179 BG:Currency	4,811.80
12/05/2023	DEP0018371	Deposit	CLPKT06180 BG:Currency	1,362.20
12/05/2023	DEP0018374	Deposit	CLPKT06181 BG:Currency	1,178.40
12/05/2023	DEP0018380	Deposit	CLPKT06183 BG:Currency	6,935.00
12/05/2023	DEP0018383	Deposit	CLPKT06184 BG:Currency	52.00
12/06/2023	DEP0018386	Deposit	CLPKT06185 BG:Currency	360.00
12/06/2023	DEP0018389	Deposit	CLPKT06186 BG:Currency	1,645.27
12/06/2023	DEP0018393	Deposit	CLPKT06187 BG:Currency	16,815.00
12/06/2023	DEP0018396	Deposit	CLPKT06188 BG:Currency	23,465.00
12/06/2023	DEP0018399	Deposit	CLPKT06189 BG:Currency	2,386.50
12/06/2023	DEP0018402	Deposit	CLPKT06190 BG:Currency	340.00
12/06/2023	DEP0018405	Deposit	CLPKT06191 BG:Currency	21.00
12/06/2023	DEP0018408	Deposit	CLPKT06192 BG:Currency	10,564.37
12/06/2023	DEP0018411	Deposit	CLPKT06193 BG:Currency	21.63
12/06/2023	DEP0018414	Deposit	CLPKT06194 BG:Currency	1,097,056.15
12/06/2023	DEP0018417	Deposit	CLPKT06195 BG:Currency	100,000.00
12/07/2023	DEP0018420	Deposit	CLPKT06196 BG:Currency	101.00

Cleared Deposits

Item Date	Reference	Item Type	Description	Amount
12/07/2023	DEP0018427	Deposit	CLPKT06198 BG:Currency	2,789.00
12/08/2023	DEP0018442	Deposit	CLPKT06203 BG:Currency	85,261.21
12/11/2023	DEP0018430	Deposit	CLPKT06199 BG:Currency	885.00
12/11/2023	DEP0018433	Deposit	CLPKT06200 BG:Currency	1,235.00
12/11/2023	DEP0018436	Deposit	CLPKT06201 BG:Currency	365.00
12/11/2023	DEP0018439	Deposit	CLPKT06202 BG:Currency	1,615.00
12/12/2023	DEP0018445	Deposit	CLPKT06204 BG:Currency	119.00
12/12/2023	DEP0018448	Deposit	CLPKT06205 BG:Currency	126.00
12/12/2023	DEP0018451	Deposit	CLPKT06206 BG:Currency	91.00
12/12/2023	DEP0018454	Deposit	CLPKT06207 BG:Currency	20,624.03
12/12/2023	DEP0018457	Deposit	CLPKT06208 BG:Currency	8,110.75
12/12/2023	DEP0018460	Deposit	CLPKT06209 BG:Currency	96,411.32
12/12/2023	DEP0018463	Deposit	CLPKT06210 BG:Currency	240.00
12/12/2023	DEP0018466	Deposit	CLPKT06211 BG:Currency	34.00
12/13/2023	DEP0018472	Deposit	CLPKT06213 BG:Currency	25.00
12/14/2023	DEP0018475	Deposit	CLPKT06214 BG:Currency	178.15
12/14/2023	DEP0018481	Deposit	CLPKT06216 BG:Currency	58.00
12/15/2023	DEP0018487	Deposit	CLPKT06218 BG:Currency	75.27
12/18/2023	DEP0018484	Deposit	CLPKT06217 BG:Currency	35,151.41
12/18/2023	DEP0018490	Deposit	CLPKT06219 BG:Currency	1,240.00
12/18/2023	DEP0018493	Deposit	CLPKT06220 BG:Currency	118.00
12/18/2023	DEP0018496	Deposit	CLPKT06221 BG:Currency	117.00
12/18/2023	DEP0018549	Deposit	CLPKT06240 BG:Currency	743.00
12/19/2023	DEP0018500	Deposit	CLPKT06222 BG:Currency	97,041.75
12/19/2023	DEP0018503	Deposit	CLPKT06223 BG:Currency	4,818.87
12/19/2023	DEP0018506	Deposit	CLPKT06224 BG:Currency	125.00
12/19/2023	DEP0018509	Deposit	CLPKT06225 BG:Currency	62.00
12/19/2023	DEP0018539	Deposit	CLPKT06236 BG:Currency	200.00
12/20/2023	DEP0018555	Deposit	CLPKT06242 BG:Currency	17,137.00
12/21/2023	DEP0018512	Deposit	CLPKT06226 BG:Currency	1,038.00
12/21/2023	DEP0018523	Deposit	CLPKT06230 BG:Currency	38.00
12/21/2023	DEP0018552	Deposit	CLPKT06241 BG:Currency	87.00
12/22/2023	DEP0018545	Deposit	CLPKT06238 BG:Currency	5,050.00
12/27/2023	DEP0018526	Deposit	CLPKT06231 BG:Currency	70.50
12/28/2023	DEP0018529	Deposit	CLPKT06232 BG:Currency	31.00
12/29/2023	DEP0018515	Deposit	CLPKT06227 BG:Currency	1,421.62
12/29/2023	DEP0018542	Deposit	CLPKT06237 BG:Currency	185.00
Total Cleared Deposits (62)				1,691,936.30

Cleared Checks

Item Date	Reference	Item Type	Description	Amount
10/18/2023	149679	Check	GULF COAST STRATEGIC HIGHWAY COALI	-5,000.00
10/25/2023	149732	Check	HOWARD AMANDA	-30.85

Cleared Checks

Item Date	Reference	Item Type	Description	Amount
11/08/2023	149825	Check	BANNON & ASSOCIATES, LLC	-280.00
11/08/2023	149841	Check	HUGHES CENTER	-1,500.00
11/08/2023	149856	Check	SAN JACINTO COUNTY SHERIFF'S OFFICE	-6,726.98
11/08/2023	149870	Check	VOTACALL, INC.	-57.00
11/15/2023	149896	Check	TYLER COUNTY TAX ASSESSOR / COLLECT	-200.00
11/15/2023	149904	Check	CNA SURETY	-126.00
11/15/2023	149905	Check	CONSOLIDATED COMMUNICATIONS	-15.49
11/15/2023	149919	Check	JAMES, CHANTEL	-38.25
11/15/2023	149924	Check	MCDONOUGH, TIMOTHY R.	-300.00
11/15/2023	149936	Check	RISINGER, JAMES MICHAEL ATTY. AT LAW	-300.00
11/15/2023	149944	Check	TDCAA	-1,425.00
11/15/2023	149955	Check	WOODVILLE VOLUNTEER FIRE DEPT.	-150.00
11/16/2023	149967	Check	EAST TEXAS MACHINE	-1,200.00
11/21/2023	149997	Check	BETHANY BAPTIST CHURCH	-25.00
11/21/2023	149998	Check	CHESTER BAPTIST CHURCH	-25.00
11/21/2023	150000	Check	EBENEZER BAPTIST CHURCH	-50.00
11/21/2023	150002	Check	FIRST BAPTIST CHURCH OF SPURGER	-25.00
11/21/2023	150003	Check	HILLISTER BAPTIST CHURCH	-25.00
11/21/2023	150004	Check	JESUS NAME APOSTOLIC TABERNACLE	-25.00
11/21/2023	150006	Check	MT. OLIVET BAPTIST CHURCH	-25.00
11/21/2023	150007	Check	ROCKLAND FIRST BAPTIST CHURCH	-25.00
11/21/2023	150009	Check	WARREN FIRST BAPTIST CHURCH	-25.00
11/21/2023	150012	Check	ARD, MELINDA	-90.00
11/21/2023	150013	Check	ATTOYAC ROCK, LLC	-3,522.42
11/21/2023	150014	Check	BABIN, LUCAS	-513.67
11/21/2023	150015	Check	BEAUMONT TRACTOR COMPANY, INC.	-1,297.47
11/21/2023	150034	Check	TDCAA	-350.00
11/21/2023	150036	Check	TEXAS DOCUMENT SOLUTIONS INC./PHIL/	-120.87
11/29/2023	150041	Check	CCTHITA TRIBAL CHILD SUPPORT UNIT	-327.16
11/29/2023	150045	Check	NATIONWIDE RETIREMENT SOLUTIONS	-137.50
11/29/2023	150080	Check	AFLAC INSURANCE	-11,216.55
11/29/2023	150087	Check	MASA Medical Transport Solutions	-879.00
11/29/2023	150088	Check	CARD SERVICE CENTER/MASTERCARD	-15,130.15
11/29/2023	150092	Check	GOODWIN-LASITER-STRONG	-142,513.60
11/29/2023	150093	Check	LJA ENGINEERING, INC.	-7,722.00
11/30/2023	150046	Check	A T & T - 019 DATA PROC.	-1,032.31
11/30/2023	150047	Check	ABLES-LAND, INC.	-654.27
11/30/2023	150048	Check	ALLEN, TERRY	-46.54
11/30/2023	150049	Check	BILL CLARK PEST CONTROL, INC.	-557.00
11/30/2023	150050	Check	COUNTY INFORMATION RESOURCE AGENC	-1,272.96
11/30/2023	150051	Check	D & D PLUMBING - DK	-125.00
11/30/2023	150052	Check	DELL MARKETING L.P.	-2,683.62
11/30/2023	150053	Check	DORVEE, DEXTER	-12.50
11/30/2023	150054	Check	HADNOT, MARK	-125.00
11/30/2023	150055	Check	HARDIN COUNTY JUVENILE PROBATION	-1,240.00

Cleared Checks

Item Date	Reference	Item Type	Description	Amount
11/30/2023	150056	Check	HOLLIS TIRE CO., INC.	-996.50
11/30/2023	150057	Check	INDOFF OFFICE SUPPLIES	-227.05
11/30/2023	150058	Check	LOCAL SANITATION, LLC	-272.00
11/30/2023	150059	Check	PILGRIM INSURANCE	-117.50
11/30/2023	150060	Check	QUILL CORPORATION	-229.98
11/30/2023	150061	Check	QUILL CORPORATION	-692.74
11/30/2023	150062	Check	QUILL CORPORATION	-229.98
11/30/2023	150063	Check	QUILL CORPORATION	-831.31
11/30/2023	150064	Check	RUSSELL, TIMMY KYLE	-12.50
11/30/2023	150065	Check	SHIRLEY, J.P.	-1,168.85
11/30/2023	150067	Check	SKINNER, WADE	-67.71
11/30/2023	150068	Check	SPARKLETT'S & SIERRA SPRINGS	-831.15
11/30/2023	150069	Check	SPARKLETT'S & SIERRA SPRINGS	-187.29
11/30/2023	150070	Check	SUMMIT FIRE & SECURITY	-103.10
11/30/2023	150071	Check	SYSCO FOOD SERVICES	-1,085.93
11/30/2023	150072	Check	TEXAS CUSTOM CATERING	-2,700.00
11/30/2023	150073	Check	TEXAS DOCUMENT SOLUTIONS INC./PHIL	-90.65
11/30/2023	150074	Check	TOLAR'S FEED & OUTDOOR SUPPLY	-51.88
11/30/2023	150075	Check	TYLER COUNTY WATER SUPPLY CORP.	-44.84
11/30/2023	150076	Check	ULINE	-492.72
11/30/2023	150077	Check	VOTH, STEPHANIE	-46.54
11/30/2023	150078	Check	WALLING SIGNS & GRAPHICS	-432.00
12/05/2023	150094	Check	TAC HEALTH BENEFITS POOL (TAC-HEBP)	-115,708.39
12/06/2023	150100	Check	A T & T LONG DISTANCE	-0.19
12/06/2023	150101	Check	AVATEL TECHNOLOGIES, INC.	-298.00
12/06/2023	150102	Check	CHESTER GAS SYSTEM	-40.00
12/06/2023	150103	Check	CITY OF WOODVILLE	-1,854.65
12/06/2023	150104	Check	DIRECTV	-367.38
12/06/2023	150106	Check	DORVEE, KRISTI	-100.00
12/06/2023	150107	Check	EASTEX TELEPHONE COOP., INC.	-111.63
12/06/2023	150108	Check	ENTERGY	-24.74
12/06/2023	150109	Check	EVERYTHING U	-108.00
12/06/2023	150110	Check	FIRST NATIONAL BANK WICHITA FALLS	-7,499.12
12/06/2023	150111	Check	FIRST NATIONAL BANK WICHITA FALLS	-9,948.00
12/06/2023	150112	Check	FIRST NATIONAL BANK WICHITA FALLS	-9,948.00
12/06/2023	150113	Check	FIRST NATIONAL BANK WICHITA FALLS	-9,948.00
12/06/2023	150114	Check	FIRST NATIONAL BANK WICHITA FALLS	-10,040.26
12/06/2023	150115	Check	FMMS HOLDINGS OF TEXAS, LLC	-2,250.00
12/06/2023	150116	Check	IGLESIAS LAW FIRM, PLLC	-676.36
12/06/2023	150117	Check	INDIGENT HEALTHCARE SOLUTIONS, LTD.	-1,059.00
12/06/2023	150118	Check	INDOFF OFFICE SUPPLIES	-713.38
12/06/2023	150119	Check	JACK ALEXANDER, LTD.	-5,566.23
12/06/2023	150120	Check	KILGORE COLLEGE	-300.00
12/06/2023	150121	Check	KOLOGIK LLC	-1,200.00
12/06/2023	150122	Check	LAKE COUNTRY CHEVROLET, INC.	-8,093.01

Cleared Checks

Item Date	Reference	Item Type	Description	Amount
12/06/2023	150123	Check	MAGNOLIA APPLIANCE	-438.00
12/06/2023	150124	Check	PERKINS, ROBERT	-97.00
12/06/2023	150125	Check	PITNEY BOWES GLOBAL FINANCIAL SERVI	-556.74
12/06/2023	150126	Check	SAM HOUSTON ELECTRIC COOPERATIVE, I	-559.06
12/06/2023	150127	Check	SELF, TINA	-620.00
12/06/2023	150128	Check	SENECA WATER SUPPLY CORP.	-56.28
12/06/2023	150130	Check	SPARKLIGHT	-170.98
12/06/2023	150131	Check	SYSCO FOOD SERVICES	-919.71
12/06/2023	150132	Check	SYSTEM ACCESS	-420.00
12/06/2023	150133	Check	TCH FAMILY MEDICAL CLINIC	-249.00
12/06/2023	150134	Check	TEXAS ASSOCIATION OF COUNTIES/EDUC	-150.00
12/06/2023	150135	Check	TEXAS DOCUMENT SOLUTIONS INC./PHIL/	-205.89
12/06/2023	150136	Check	TEXAS DOCUMENT SOLUTIONS INC./PHIL/	-219.29
12/06/2023	150137	Check	TEXAS DOCUMENT SOLUTIONS INC./PHIL/	-835.44
12/06/2023	150138	Check	TEXAS DOCUMENT SOLUTIONS, INC./AUS'	-99.81
12/06/2023	150139	Check	TEXAS DOCUMENT SOLUTIONS, INC./AUS'	-40.23
12/06/2023	150140	Check	THOMSON REUTERS - WEST PAYMENT CEP	-656.69
12/06/2023	150141	Check	TRANS UNION RISK AND ALTERNATIVE	-114.06
12/06/2023	150142	Check	TXTAG	-9.83
12/06/2023	150143	Check	ULINE	-730.72
12/06/2023	150144	Check	VERBATIM REPORTING & TRANSCRIPTION	-290.00
12/06/2023	150145	Check	VERIZON WIRELESS	-1,050.68
12/06/2023	150146	Check	WALLING SIGNS & GRAPHICS	-1,185.00
12/06/2023	150147	Check	WALMART/CAPITAL ONE	-163.68
12/06/2023	150148	Check	WALMART/CAPITAL ONE	-260.31
12/06/2023	150149	Check	WILSON INSURANCE AGENCY	-71.00
12/06/2023	150150	Check	WINDSTREAM	-216.01
12/07/2023	150151	Check	CYPHER COMPUTERS	-560.00
12/07/2023	150152	Check	CREWS, PAMELA RENEE' / DISTRICT CLER	-3,400.00
12/12/2023	150153	Check	HARRIS CONSTRUCTION COMPANY	-6,600.00
12/12/2023	150154	Check	POLICE & FIREMAN'S INSURANCE CO	-424.10
12/13/2023	150155	Check	CCTHITA TRIBAL CHILD SUPPORT UNIT	-327.16
12/13/2023	150156	Check	TYLER COUNTY PAYROLL	-47,530.60
12/13/2023	150158	Check	TYLER COUNTY PAYROLL	-163,445.64
12/13/2023	150159	Check	NATIONWIDE RETIREMENT SOLUTIONS	-137.50
12/13/2023	150161	Check	A T & T - 019 DATA PROC.	-30.16
12/13/2023	150162	Check	A T & T PHONES - CAROL STREAM, IL.	-4,061.79
12/13/2023	150163	Check	A T & T PHONES - CAROL STREAM, IL.	-126.00
12/13/2023	150164	Check	AMG PRINTING & MAILING	-23,605.92
12/13/2023	150165	Check	ARD, MELINDA	-90.00
12/13/2023	150166	Check	ATTOYAC ROCK, LLC	-6,709.23
12/13/2023	150167	Check	AVAYA FINANCIAL SERVICES	-143.01
12/13/2023	150168	Check	BLACKSHER, JOSEPH PRESTON	-68.78
12/13/2023	150169	Check	BOB BARKER COMPANY, INC.	-128.61
12/13/2023	150170	Check	CHESTER VOLUNTEER FIRE DEPT.	-150.00

Cleared Checks

Item Date	Reference	Item Type	Description	Amount
12/13/2023	150171	Check	CHESTER WATER SUPPLY CORP.	-27.64
12/13/2023	150172	Check	CITY OF WOODVILLE	-1,130.71
12/13/2023	150173	Check	CLINICAL SOLUTIONS	-1,038.37
12/13/2023	150174	Check	COASTAL WELDING SUPPLY	-32.03
12/13/2023	150175	Check	COASTAL WELDING SUPPLY	-60.48
12/13/2023	150176	Check	COLUMN, PBC	-666.23
12/13/2023	150177	Check	CONSOLIDATED COMMUNICATIONS	-16.33
12/13/2023	150179	Check	DEBBIE'S HARDWARE	-79.60
12/13/2023	150180	Check	DIRECT SOLUTIONS	-2,401.77
12/13/2023	150181	Check	EASON SERVICE CENTER	-275.18
12/13/2023	150182	Check	ECONO SIGNS, LLC	-139.01
12/13/2023	150183	Check	FIRST BAPTIST CHURCH OF WOODVILLE	-300.00
12/13/2023	150184	Check	FIRST NATIONAL BANK WICHITA FALLS	-7,499.12
12/13/2023	150185	Check	FIRST NATIONAL BANK WICHITA FALLS	-7,499.12
12/13/2023	150186	Check	GARDNER OIL, INC.	-22,692.92
12/13/2023	150187	Check	GARDNER OIL/TIMBERMAN'S	-175.39
12/13/2023	150188	Check	HOLLIS TIRE CO., INC.	-946.50
12/13/2023	150189	Check	INDOFF OFFICE SUPPLIES	-642.56
12/13/2023	150190	Check	JEFFERSON COUNTY CLERK	-360.00
12/13/2023	150191	Check	JMC EQUIPMENT	-4,136.63
12/13/2023	150192	Check	JOHNSON'S UPHOLSTRY & TRUCK ACCESS	-750.00
12/13/2023	150193	Check	JR'S TRUCKING, HEAVY EQUIP, HYDRAULI	-3,441.94
12/13/2023	150194	Check	KYLES, YSIDRA M. ATTY.	-675.00
12/13/2023	150195	Check	LAKES AREA SEPTIC & SLUDGE OPERATIO	-700.00
12/13/2023	150196	Check	LAKEWAY TIRE & SERVICE-JASPER (AR)	-3,481.33
12/13/2023	150198	Check	MATHESON TRI-GAS, INC.	-182.00
12/13/2023	150201	Check	O'REILLY AUTOMOTIVE, INC.	-93.89
12/13/2023	150202	Check	PARKER'S BUILDING SUPPLY - WOODVILLI	-894.33
12/13/2023	150203	Check	PDI MECHANICAL & INDUSTRIAL SERVICE	-173.06
12/13/2023	150204	Check	PITNEY BOWES GLOBAL FINANCIAL SERVI	-469.05
12/13/2023	150206	Check	PITNEY BOWES GLOBAL FINANCIAL SERVI	-465.96
12/13/2023	150207	Check	PITNEY BOWES GLOBAL FINANCIAL SERVI	-556.74
12/13/2023	150208	Check	PITNEY BOWES, INC.	-223.98
12/13/2023	150209	Check	POWERPLAN	-313.34
12/13/2023	150210	Check	POWERPLAN/DOGGETT MACH. SERVICES	-772.00
12/13/2023	150211	Check	QUILL CORPORATION	-126.13
12/13/2023	150212	Check	QUILL CORPORATION	-123.96
12/13/2023	150213	Check	QUILL CORPORATION	-41.18
12/13/2023	150214	Check	QUILL CORPORATION	-11.48
12/13/2023	150215	Check	QUILL CORPORATION	-14.59
12/13/2023	150216	Check	QUILL CORPORATION	-47.99
12/13/2023	150217	Check	RISINGER, JAMES MICHAEL ATTY. AT LAW	-900.00
12/13/2023	150218	Check	SCOTT MERRIMAN, INC.	-320.74
12/13/2023	150219	Check	SERVICE BY SCOTT	-192.60
12/13/2023	150221	Check	SMART'S TRUCK & TRAILER EQUIPMENT, I	-466.27

Cleared Checks

Item Date	Reference	Item Type	Description	Amount
12/13/2023	150222	Check	SOUTHERN HEALTH PARTNERS	-9,514.74
12/13/2023	150223	Check	SPARKLIGHT	-800.00
12/13/2023	150224	Check	SULLIVAN'S HARDWARE	-312.11
12/13/2023	150225	Check	SYNOVIA SOLUTIONS LLC	-320.00
12/13/2023	150226	Check	SYSTEM ACCESS	-420.00
12/13/2023	150227	Check	TEXAS DOCUMENT SOLUTIONS, INC./AUS'	-840.98
12/13/2023	150229	Check	TEXAS MATERIALS GROUP, INC.	-1,481.15
12/13/2023	150231	Check	TMS INTERNATIONAL, LLC.	-1,259.57
12/13/2023	150232	Check	TOLAR'S FEED & OUTDOOR SUPPLY	-43.85
12/13/2023	150233	Check	TRITECH FORENSICS	-352.03
12/13/2023	150234	Check	TYLER COUNTY HOSPITAL	-46.20
12/13/2023	150235	Check	U PUMP IT - GARDNER OIL	-6,167.19
12/13/2023	150236	Check	ULINE	-690.72
12/13/2023	150237	Check	VERIZON WIRELESS	-1,113.50
12/13/2023	150238	Check	WALLING SIGNS & GRAPHICS	-1,167.00
12/13/2023	150239	Check	WALMART/CAPITAL ONE	-261.48
12/13/2023	150241	Check	WRIGHT, RUSSELL J.	-2,050.00
12/14/2023	150242	Check	NEW YORK LIFE INSURANCE	-888.79
12/14/2023	150243	Check	BABNEW, MARY LOU	-170.00
12/14/2023	150244	Check	BAKER, SHARON	-270.00
12/14/2023	150245	Check	COX, BERT R.	-270.00
12/14/2023	150246	Check	DENMON, TIMOTHY	-270.00
12/14/2023	150247	Check	DUBOSE, JERRY	-150.00
12/14/2023	150248	Check	DUPUY, MICHAEL	-270.00
12/14/2023	150249	Check	GARTNER, KARI	-210.00
12/14/2023	150250	Check	GRAY, DERRICK	-270.00
12/14/2023	150251	Check	GRAY, DEVIN	-150.00
12/14/2023	150252	Check	GRIFFIN, GLENN	-210.00
12/14/2023	150255	Check	NUNEZ, GILBERT	-270.00
12/14/2023	150256	Check	PEEVEY, SHELLEY	-270.00
12/18/2023	150259	Check	HUGHES CENTER	-1,200.00
12/19/2023	150260	Check	POWERPLAN/DOGGETT MACH. SERVICES	-62,281.26
12/19/2023	150261	Check	ENTERGY	-6,597.35
12/19/2023	150262	Check	A T & T NRCS	-79.34
12/19/2023	150263	Check	APPRISS, INC.	-1,694.64
12/19/2023	150264	Check	ARD, MELINDA	-90.00
12/19/2023	150265	Check	ATTOYAC ROCK, LLC	-1,356.64
12/19/2023	150266	Check	BOUSE, RANDY	-75.00
12/19/2023	150267	Check	COASTAL WELDING SUPPLY	-36.86
12/19/2023	150268	Check	COASTAL WELDING SUPPLY	-69.00
12/19/2023	150272	Check	ENTERGY	-568.30
12/19/2023	150273	Check	FEDEX	-70.19
12/19/2023	150276	Check	JACK ALEXANDER, LTD.	-8,790.95
12/19/2023	150278	Check	MY FLEET CENTER	-529.81
12/19/2023	150279	Check	O'REILLY AUTOMOTIVE, INC.	-137.16

Cleared Checks

Item Date	Reference	Item Type	Description	Amount
12/19/2023	150282	Check	SPARKLIGHT	-207.93
12/19/2023	150283	Check	SYSCO FOOD SERVICES	-754.56
12/19/2023	150284	Check	SYSCO FOOD SERVICES	-943.08
12/19/2023	150285	Check	TEXAS ASSOCIATION OF COUNTIES/JPCA	-70.00
12/19/2023	150290	Check	THOMSON REUTERS - WEST PAYMENT CEN	-102.00
12/19/2023	150293	Check	WALLING SIGNS & GRAPHICS	-112.00
12/19/2023	150294	Check	WALMART/CAPITAL ONE	-807.07
12/20/2023	150297	Check	TYLER COUNTY PAYROLL	-159,375.60
12/20/2023	150298	Check	TYLER COUNTY PAYROLL	-45,521.78
12/20/2023	150300	Check	NATIONWIDE RETIREMENT SOLUTIONS	-137.50
12/20/2023	150303	Check	AMG PRINTING & MAILING	-4,777.52
12/20/2023	150304	Check	DEPARTMENT OF INFORMATION RESOURC	-31.61
12/20/2023	150305	Check	ENTERGY	-387.50
12/20/2023	150306	Check	FLEET SAFETY/DANA SAFETY SUPPLY, INC	-4,517.72
12/20/2023	150307	Check	JACK ALEXANDER, LTD.	-427.25
12/20/2023	150311	Check	SOUTHERN HEALTH PARTNERS	-478.50
12/20/2023	150312	Check	SYSTEM ACCESS	-280.00
12/20/2023	150313	Check	TEXAS ASSOCIATION OF COUNTIES/RISK	-16,599.25
12/20/2023	150314	Check	TEXAS MATERIALS GROUP, INC.	-1,462.05
12/20/2023	150315	Check	TYLER COUNTY HOSPITAL	-1,025.00
12/20/2023	150318	Check	TYLER COUNTY PAYROLL	-58,802.53
12/20/2023	150319	Check	TYLER COUNTY PAYROLL	-24,646.99
12/21/2023	150321	Check	CARD SERVICE CENTER/MASTERCARD	-14,496.17
Total Cleared Checks (250)				-1,189,466.20

Cleared Other

Item Date	Reference	Item Type	Description	Amount
11/30/2023	DFT0002761	Bank Draft	TEXAS COUNTY & DISTRICT RETIREMENT	-31,845.72
11/30/2023	DFT0002763	Bank Draft	TEXAS COUNTY & DISTRICT RETIREMENT	-14,288.04
11/30/2023	DFT0002764	Bank Draft	TEXAS COUNTY & DISTRICT RETIREMENT	-27.26
11/30/2023	DFT0002767	Bank Draft	TEXAS COUNTY & DISTRICT RETIREMENT	-32,563.46
11/30/2023	DFT0002769	Bank Draft	TEXAS COUNTY & DISTRICT RETIREMENT	-30,095.28
11/30/2023	EFT0000113	EFT	PAYROLL CHECKS/DELUXE PRINTING COM	-975.22
11/30/2023	EFT0000113	Electronic Fund Transfer Re	PAYROLL CHECKS/DELUXE PRINTING COM	975.22
11/30/2023	EFT0000114	EFT	PAYROLL CHECKS/DELUXE PRINTING	-682.62
12/18/2023	DEPR0000065	Deposit Reversal	REVERSAL OF REC. #00012111	-1,038.00
12/31/2023	INT0000487	Interest	Interest Allocation	7,000.53
Total Cleared Other (10)				-103,539.85

Outstanding Deposits

Item Date	Reference	Item Type	Description	Amount
11/02/2023	DEP0018497	Deposit	COUNTERFEIT CHECK	1,900.00
Total Outstanding Deposits (1)				1,900.00

Outstanding Checks

Item Date	Reference	Item Type	Description	Amount
11/06/2020	138843	Check	KETHAN, EMMA	-72.00
11/09/2020	138715	Check	CHESTER BAPTIST CHURCH	-25.00
03/25/2021	140294	Check	TEXAS DEPT. PARKS & WILDLIFE-MOSLEY	-59.50
07/15/2021	141529	Check	PAGE, NICKOLOS R.	-7.00
08/18/2022	145479	Check	VERIZON WIRELESS	-37.99
08/24/2022	145491	Check	TYLER CO. COMMUNITY SUPVN. & CORREC	-316.77
09/22/2022	145728	Check	ALDERMAN, OLIVER NEIL	-25.00
09/22/2022	145785	Check	TIPTON, JEREMY	-150.00
10/31/2022	146082	Check	ESTATE OF ROBERT MANN	-700.00
12/01/2022	146383	Check	PAIGE ALAINE BATCHELOR	-50.00
12/20/2022	146754	Check	GROZE, CURTIS	-10.00
02/02/2023	147145	Check	TDCA/TEXAS DISTRICT COURT ALLIANCE	-50.00
02/08/2023	147157	Check	CCTHITA TRIBAL CHILD SUPPORT UNIT	-327.16
03/28/2023	147658	Check	WHITWORTH, LEIGH ANN	-3.35
03/28/2023	147660	Check	HARDIN, JOSHUA A.	-19.27
05/03/2023	148022	Check	JAMES OLIVER REYNOLDS	-50.00
05/12/2023	148126	Check	LEAL-HUDSON , RACHEL ATTY.	-450.00
05/12/2023	148151	Check	TEXAS DEPARTMENT OF MOTOR VEHICLES	-538.50
07/06/2023	148580	Check	HARRIS, JENNIFER TORI	-50.00
07/13/2023	148686	Check	LAKEWAY TIRE & SERVICE-JASPER (AR)	-1,495.20
10/05/2023	149541	Check	TEXAS DEPT. PARKS & WILDLIFE-EDDINS	-93.50
10/12/2023	149655	Check	VERBATIM REPORTING & TRANSCRIPTION	-290.00
10/25/2023	149742	Check	POWERS, MILTON	-12.50
10/25/2023	149747	Check	SKINNER, EMILEA	-12.50
11/08/2023	149852	Check	NAVA, NOEMI	-128.69
11/21/2023	150010	Check	ARGUS DENTAL & VISION	-3,268.97
11/21/2023	150028	Check	MURRAY, KIMBERLY	-8.88
12/06/2023	150105	Check	DISTRICT 5 TCAAA	-100.00
12/06/2023	150129	Check	SONESTA BEE CAVE/AUSTIN HILL COUNTF	-170.00
12/13/2023	150160	Check	TYLER COUNTY TAX ASSESSOR / COLLECT	-200.00
12/13/2023	150178	Check	CONSTRUCTION MANAGERS OF SOUTHEA	-94,255.97
12/13/2023	150197	Check	LEBLANC, TODD	-6,000.00
12/13/2023	150199	Check	MOTT WHOLESALE, INC.	-179.34
12/13/2023	150200	Check	NET DATA CORP.	-131,340.00
12/13/2023	150205	Check	PITNEY BOWES GLOBAL FINANCIAL SERVI	-338.22
12/13/2023	150220	Check	SHADY GROVE VOLUNTEER FIRE DEPT.	-150.00
12/13/2023	150228	Check	TEXAS JUSTICE COURT TRAINING CENTER	-780.00
12/13/2023	150230	Check	TIMME, KAY	-359.77

Outstanding Checks

Item Date	Reference	Item Type	Description	Amount
12/13/2023	150240	Check	WOODVILLE VOLUNTEER FIRE DEPT.	-150.00
12/14/2023	150253	Check	HOPSON, GLENN	-270.00
12/14/2023	150254	Check	JOHNSON, ELA	-270.00
12/14/2023	150257	Check	PITTMAN, TINA	-270.00
12/14/2023	150258	Check	STROUD, TERRELL	-110.00
12/19/2023	150269	Check	DELL MARKETING L.P.	-1,758.10
12/19/2023	150270	Check	DIRECTV	-158.09
12/19/2023	150271	Check	EASON SERVICE CENTER	-35.00
12/19/2023	150274	Check	IGLESIAS LAW FIRM, PLLC	-140.00
12/19/2023	150275	Check	INDOFF OFFICE SUPPLIES	-120.64
12/19/2023	150277	Check	JASPER COUNTY	-1,960.00
12/19/2023	150280	Check	PITNEY BOWES - PURCHASE POWER	-3,227.00
12/19/2023	150281	Check	PITNEY BOWES GLOBAL FINANCIAL SERVI	-270.00
12/19/2023	150286	Check	TEXAS DOCUMENT SOLUTIONS INC./PHIL/	-898.96
12/19/2023	150287	Check	TEXAS DOCUMENT SOLUTIONS INC./PHIL/	-357.06
12/19/2023	150288	Check	TEXAS DOCUMENT SOLUTIONS INC./PHIL/	-169.97
12/19/2023	150289	Check	TEXAS DOCUMENT SOLUTIONS INC./PHIL/	-109.40
12/19/2023	150291	Check	TIMME, KAY	-300.75
12/19/2023	150292	Check	VOTACALL, INC.	-57.00
12/19/2023	150295	Check	WOODVILLE VETERINARY CLINIC	-1,458.40
12/20/2023	150296	Check	CCTHITA TRIBAL CHILD SUPPORT UNIT	-327.16
12/20/2023	150301	Check	TYLER COUNTY TAX ASSESSOR / COLLECT	-200.00
12/20/2023	150302	Check	A T & T - 019 DATA PROC.	-1,032.31
12/20/2023	150308	Check	QUILL CORPORATION	-37.99
12/20/2023	150309	Check	QUILL CORPORATION	-206.94
12/20/2023	150310	Check	SAN JACINTO COUNTY SHERIFF'S OFFICE	-9,123.15
12/20/2023	150316	Check	VERIZON WIRELESS	-38.28
12/20/2023	150317	Check	VOTACALL, INC.	-57.00
Total Outstanding Checks (66)				-265,238.28

Outstanding Other

Item Date	Reference	Item Type	Description	Amount
12/31/2023	DFT0002771	Bank Draft	TEXAS COUNTY & DISTRICT RETIREMENT	-31,065.78
12/31/2023	DFT0002773	Bank Draft	TEXAS COUNTY & DISTRICT RETIREMENT	-30,097.20
12/31/2023	DFT0002775	Bank Draft	TEXAS COUNTY & DISTRICT RETIREMENT	-11,773.32
12/31/2023	DFT0002777	Bank Draft Reversal	TEXAS COUNTY & DISTRICT RETIREMENT	30.00
Total Outstanding Other (4)				-72,906.30

Voided Checks

Item Date	Reference	Item Type	Description	Amount
12/05/2023	150095	Check	Void Check	0.00
12/05/2023	150096	Check	Void Check	0.00

Voided Checks

Item Date	Reference	Item Type	Description	Amount
12/05/2023	150097	Check	Void Check	0.00
12/05/2023	150098	Check	Void Check	0.00
12/05/2023	150099	Check	Void Check	0.00
12/13/2023	150157	Check	Void Check	0.00
12/20/2023	150299	Check	Void Check	0.00
12/20/2023	150320	Check	Void Check	0.00
12/21/2023	150322	Check	Void Check	0.00
12/21/2023	150323	Check	Void Check	0.00
12/21/2023	150324	Check	Void Check	0.00
Total Voided Checks (11)				0.00



Tyler County, TX

Bank Statement Register

Transaction Summary

Transaction Type	Count	Outstanding	Cleared	Total
Bank Draft Reversal	1	30.00	0.00	30.00
Bank Draft	8	-72,936.30	-108,819.76	-181,756.06
Check	327	-265,238.28	-1,189,466.20	-1,454,704.48
Deposit	63	1,900.00	1,691,936.30	1,693,836.30
EFT	2	0.00	-1,657.84	-1,657.84
Interest	1	0.00	7,000.53	7,000.53
EFT Reversal	1	0.00	975.22	975.22
Deposit Reversal	1	0.00	-1,038.00	-1,038.00
		-336,244.58	398,930.25	62,685.67



Tyler County, TX

Bank Statement Register

Payroll BNK

Period 12/1/2023 - 12/31/2023

Packet: BRPKT01551

Bank Statement

Beginning Balance	8,573.57
Plus Debits	558,940.41
Less Credits	554,481.69
Adjustments	0.00
Ending Balance	13,032.29

General Ledger

Account Balance	132.12
Less Outstanding Debits	0.00
Plus Outstanding Credits	12,900.17
Adjustments	0.00
Adjusted Account Balance	13,032.29

Statement Ending Balance	13,032.29
Bank Difference	0.00
General Ledger Difference	0.00

CASH BALANCE CONSISTS OF THE FOLLOWING GENERAL LEDGER ACCOUNTS

093-10300

PAYROLL ACCOUNT #076-935

Cleared Deposits

Item Date	Reference	Item Type	Description	Amount
12/14/2023	DEP0018478	Deposit	CLPKT06215 BG:Currency	210,976.24
12/20/2023	DEP0018535	Deposit	CLPKT06234 BG:Currency	204,897.38
12/21/2023	DEP0018532	Deposit	CLPKT06233 BG:Currency	83,449.52
12/31/2023	DEP0018559	Deposit	CLPKT06243 BG:Currency	682.62
Total Cleared Deposits (4)				500,005.76

Cleared Checks

Item Date	Reference	Item Type	Description	Amount
11/08/2023	90906	Check	90906	-217.00
11/08/2023	90908	Check	90908	-213.00
11/08/2023	90928	Check	90928	-207.00
11/08/2023	90934	Check	90934	-229.00
11/08/2023	90937	Check	90937	-219.00
11/08/2023	90941	Check	90941	-241.00
11/08/2023	90943	Check	90943	-189.00
11/08/2023	90947	Check	90947	-219.00
11/08/2023	90950	Check	90950	-204.00
11/08/2023	90954	Check	90954	-216.00
11/08/2023	90956	Check	90956	-241.00
11/14/2023	90858	Check	90858	-692.09
11/14/2023	90861	Check	90861	-204.84
11/14/2023	90878	Check	90878	-102.42
11/14/2023	90901	Check	90901	-2,622.53
11/16/2023	90962	Check	90962	-36.00

Cleared Checks

Item Date	Reference	Item Type	Description	Amount
11/16/2023	90968	Check	90968	-501.85
11/30/2023	90972	Check	90972	-146.83
11/30/2023	90973	Check	90973	-159.00
11/30/2023	90974	Check	90974	-793.41
11/30/2023	90975	Check	90975	-103.41
11/30/2023	90976	Check	90976	-438.49
11/30/2023	90977	Check	90977	-100.00
12/14/2023	90980	Check	90980	-103.41
12/14/2023	90981	Check	90981	-100.00
12/20/2023	90987	Check	90987	-169.46
12/20/2023	90988	Check	90988	-892.17
12/20/2023	90989	Check	90989	-483.15
12/20/2023	90990	Check	90990	-169.28
12/20/2023	90991	Check	90991	-2,817.48
12/20/2023	90992	Check	90992	-2,902.98
12/20/2023	90993	Check	90993	-1,372.48
12/20/2023	90994	Check	90994	-2,766.05
12/20/2023	90997	Check	90997	-1,286.79
12/20/2023	90998	Check	90998	-1,597.40
12/20/2023	90999	Check	90999	-1,695.83
12/20/2023	91000	Check	91000	-2,506.74
12/20/2023	91001	Check	91001	-1,425.25
12/20/2023	91002	Check	91002	-986.08
12/20/2023	91003	Check	91003	-234.18
12/20/2023	91005	Check	91005	-2,933.73
12/20/2023	91006	Check	91006	-1,282.32
12/20/2023	91007	Check	91007	-3,461.11
12/20/2023	91008	Check	91008	-3,572.34
12/20/2023	91009	Check	91009	-2,590.23
12/20/2023	91010	Check	91010	-1,104.58
12/20/2023	91012	Check	91012	-1,046.02
12/20/2023	91013	Check	91013	-3,265.97
12/20/2023	91014	Check	91014	-1,259.64
12/20/2023	91015	Check	91015	-883.74
12/20/2023	91016	Check	91016	-3,440.51
12/20/2023	91017	Check	91017	-517.48
12/20/2023	91018	Check	91018	-716.11
12/20/2023	91020	Check	91020	-239.55
12/20/2023	91023	Check	91023	-132.12
12/28/2023	90984	Check	90984	-100.00
Total Cleared Checks (56)				-56,350.05

Cleared Other

Item Date	Reference	Item Type	Description	Amount
12/13/2023	DFT0002772	Bank Draft	UNITED STATES TREASURY-IRS	-47,530.60
12/14/2023	EFT0000116	EFT	Payroll EFT	-163,242.23
12/20/2023	R-91023	Check Reversal	R-91023	132.12
12/20/2023	DFT0002774	Bank Draft	UNITED STATES TREASURY-IRS	-45,521.78
12/20/2023	DFT0002776	Bank Draft Reversal	UNITED STATES TREASURY-IRS Reversal	58,802.53
12/20/2023	DFT0002776	Bank Draft	UNITED STATES TREASURY-IRS	-58,802.53
12/20/2023	DFT0002778	Bank Draft	UNITED STATES TREASURY-IRS	-24,646.99
12/28/2023	EFT0000118	EFT	Payroll EFT	-158,387.51
Total Cleared Other (8)				-439,196.99

Outstanding Checks

Item Date	Reference	Item Type	Description	Amount
11/12/2021	89873	Check	89873	-38.79
12/02/2021	89967	Check	89967	-22.16
11/17/2022	90538	Check	90538	-12.00
05/03/2023	90727	Check	90727	-648.66
11/14/2023	90882	Check	90882	-202.71
11/16/2023	90963	Check	90963	-36.00
12/20/2023	90986	Check	90986	-304.81
12/20/2023	90995	Check	90995	-3,361.58
12/20/2023	90996	Check	90996	-1,563.77
12/20/2023	91004	Check	91004	-2,272.95
12/20/2023	91011	Check	91011	-2,262.57
12/20/2023	91019	Check	91019	-322.65
12/20/2023	91021	Check	91021	-534.97
12/20/2023	91022	Check	91022	-428.46
12/28/2023	90982	Check	90982	-213.37
12/28/2023	90983	Check	90983	-231.44
12/28/2023	90985	Check	90985	-443.28
Total Outstanding Checks (17)				-12,900.17

Voided Checks

Item Date	Reference	Item Type	Description	Amount
12/14/2023	90978	Check	Void Check	0.00
12/14/2023	90979	Check	Void Check	0.00
Total Voided Checks (2)				0.00



Tyler County, TX

Bank Statement Register

Transaction Summary

Transaction Type	Count	Outstanding	Cleared	Total
Bank Draft Reversal	1	0.00	58,802.53	58,802.53
Bank Draft	4	0.00	-176,501.90	-176,501.90
Check	75	-12,900.17	-56,350.05	-69,250.22
Deposit	4	0.00	500,005.76	500,005.76
EFT	2	0.00	-321,629.74	-321,629.74
Check Reversal	1	0.00	132.12	132.12
		-12,900.17	4,458.72	-8,441.45



Tyler County, TX

Bank Statement Register

Jail Interest Sink Account

Period 12/1/2023 - 12/31/2023

Packet: BRPKT01550

Bank Statement

Beginning Balance	512,062.70
Plus Debits	1.88
Less Credits	4,792.69
Adjustments	1,961.58
Ending Balance	509,233.47

General Ledger

Account Balance	507,271.89
Less Outstanding Debits	0.00
Plus Outstanding Credits	0.00
Adjustments	1,961.58
Adjusted Account Balance	509,233.47

Statement Ending Balance	509,233.47
Bank Difference	0.00
General Ledger Difference	0.00

CASH BALANCE CONSISTS OF THE FOLLOWING GENERAL LEDGER ACCOUNTS

043-10100	TREASURER'S CHECKING
043-10220	BANK ACCT #076-919/ I&S JAIL

Adjustments

Item Date	Reference	Item Type	Description	Offsetting Account Number	Amount
12/31/2023	INT0000486	Interest	INTEREST	043-35100	1,961.58
Total Adjustments (1)					1,961.58

Cleared Deposits

Item Date	Reference	Item Type	Description	Amount
12/19/2023	DEP0018500	Deposit	CLPKT06222 BG:Currency	1.88
Total Cleared Deposits (1)				1.88

Cleared Checks

Item Date	Reference	Item Type	Description	Amount
11/29/2023	301	Check	SERVICE BY SCOTT	-2,131.58
12/20/2023	302	Check	VANCE'S A/C & HEATING	-2,661.11
Total Cleared Checks (2)				-4,792.69



Tyler County, TX

Bank Statement Register

Transaction Summary

Transaction Type	Count	Outstanding	Cleared	Total
Check	2	0.00	-4,792.69	-4,792.69
Deposit	1	0.00	1.88	1.88
		0.00	-4,790.81	-4,790.81



Tyler County, TX

Bank Statement Register

Small Business Loan

Period 12/1/2023 - 12/31/2023

Packet: BRPKT01552

Bank Statement		General Ledger	
Beginning Balance	0.00	Account Balance	0.00
Plus Debits	557.50	Less Outstanding Debits	0.00
Less Credits	557.50	Plus Outstanding Credits	0.00
Adjustments	0.00	Adjustments	0.00
Ending Balance	0.00	Adjusted Account Balance	0.00

Statement Ending Balance	0.00
Bank Difference	0.00
General Ledger Difference	0.00

CASH BALANCE CONSISTS OF THE FOLLOWING GENERAL LEDGER ACCOUNTS

- 039-10100 TREASURER'S CHECKING
- 039-10201 SMALL BUSINESS LOAN #086-850

Cleared Deposits

Item Date	Reference	Item Type	Description	Amount
12/13/2023	DEP0018469	Deposit	CLPKT06212 BG:Currency	557.50
Total Cleared Deposits (1)				557.50

Cleared Checks

Item Date	Reference	Item Type	Description	Amount
12/13/2023	1158	Check	TEXAS DEPT. OF AGRICULTURE	-557.50
Total Cleared Checks (1)				-557.50



Tyler County, TX

Bank Statement Register

Transaction Summary

Transaction Type	Count	Outstanding	Cleared	Total
Check	1	0.00	-557.50	-557.50
Deposit	1	0.00	557.50	557.50
		0.00	0.00	0.00



Tyler County, TX

Bank Statement Register

TC Chapter 19

Period 11/1/2023 - 11/30/2023

Packet: BRPKT01549

Bank Statement		General Ledger	
Beginning Balance	5,589.85	Account Balance	5,589.85
Plus Debits	0.00	Less Outstanding Debits	0.00
Less Credits	0.00	Plus Outstanding Credits	0.00
Adjustments	0.00	Adjustments	0.00
Ending Balance	5,589.85	Adjusted Account Balance	5,589.85
Statement Ending Balance		5,589.85	
Bank Difference		0.00	
General Ledger Difference		0.00	

CASH BALANCE CONSISTS OF THE FOLLOWING GENERAL LEDGER ACCOUNTS

012-10211

TC CHAPTER 19

*NO December Statement -
NO activity*

Section 3

Investment Report

TYLER COUNTY, TEXAS
MONTHLY INVESTMENT REPORT


Prepared by the Tyler County Treasurer for the month ending December 31, 2023.

A. As of 12/31/2023 the investment position of Tyler County was as follows:


1 Texas Class	\$ 2,811,486.13
2 Texas Class- Gvt.	\$ 1,723,168.02
3 TEXPOOL	\$ -
4 FNC Investments	\$ -
5 FNB Wichita Falls - CD's	\$ 100,081.46
6 FNB Wichita Falls - CDARS	\$10,531,562.47
7 Neches FCU - CD	\$ -
8 Demand - Depository	\$ 2,810,933.56
9 American State Bank	\$ 411,374.55
Total Invested	\$18,388,606.19

- B. Summaries of the County's investments in pooled funds (TexasClass, TexasClass Government, First National Bank Wichita Falls, ABS) are detailed on the attached Investment Pool Summary and investment statements.
- C. Separate investments of all funds as of the end of the month are detailed in the attached investment month-end statements. Book value approximates market value for all certificates of deposit.
- D. The investments of Tyler County Funds detailed in this and the attached reports are all made in full compliance with the Tyler County Investment Policy as approved by the Commissioners Court in the first quarter of 2023 and with the Public Funds Investment Act (2256.023) of the State of Texas.

Signed:



_____, Tyler County Treasurer
Tyler County Investment Officer





Wichita Falls CDARS Breakdown

Opening Date 7/21/2022

Company	Rate	Maturity	Original Value	Fund Investment	Monthly Activity	Current Value	YTD Interest
*CD #1027657865	5.23%	2/15/2024	\$ 5,000,000.00				
General Fund	88.00%			\$ 4,400,000.00	\$ 20,591.67	↑\$ 4,646,368.99	\$ 192,314.91
County Clerk RMP	12.00%			\$ 600,000.00	\$ 2,807.96	↑\$ 633,595.78	\$ 25,864.49
CD #1024549809	5.26%	1/25/2024	\$ 5,000,000.00				
Emergency Disaster F	80.00%			\$ 4,000,000.00	\$ 18,725.57	↑\$ 4,201,278.16	\$ 153,621.52
Road & Bridge 4	6.00%			\$ 300,000.00	\$ 1,404.42	↑\$ 315,095.86	\$ 11,521.61
Countywide Right of	14.00%			\$ 700,000.00	\$ 3,276.97	↑\$ 735,223.68	\$ 23,663.91
TOTAL			\$ 10,000,000.00	\$ 10,000,000.00	\$ 46,806.59	↑\$ 10,531,562.47	\$ 406,986.44

First National Bank
P.O. Box 94905
Wichita Falls, TX 76308

000000

RETURN SERVICE REQUESTED

TYLER COUNTY
100 W BLUFF ST RM 003
WOODVILLE, TX 75979

Contact Us
940-696-3000
fnblcs@fnbtx.com



Account
TYLER COUNTY

Date
12/31/2023

Page
1 of 7

CDARS® Customer Statement

The following information is a summary of activity in your CDARS accounts and the list of FDIC-insured institutions that hold your deposits as of the date indicated. These deposits have been placed by us, as your agent and custodian, in deposit accounts through CDARS.

Summary of Accounts

Account ID	Effective Date	Maturity Date	Interest Rate	Opening Balance	Ending Balance
1027549809	07/27/2023	01/25/2024	5.26%	\$5,228,190.74	\$5,251,597.70
1027657865	08/17/2023	02/15/2024	5.23%	5,256,565.14	5,279,964.77
TOTAL				\$10,484,755.88	\$10,531,562.47



Texas Class Breakdown

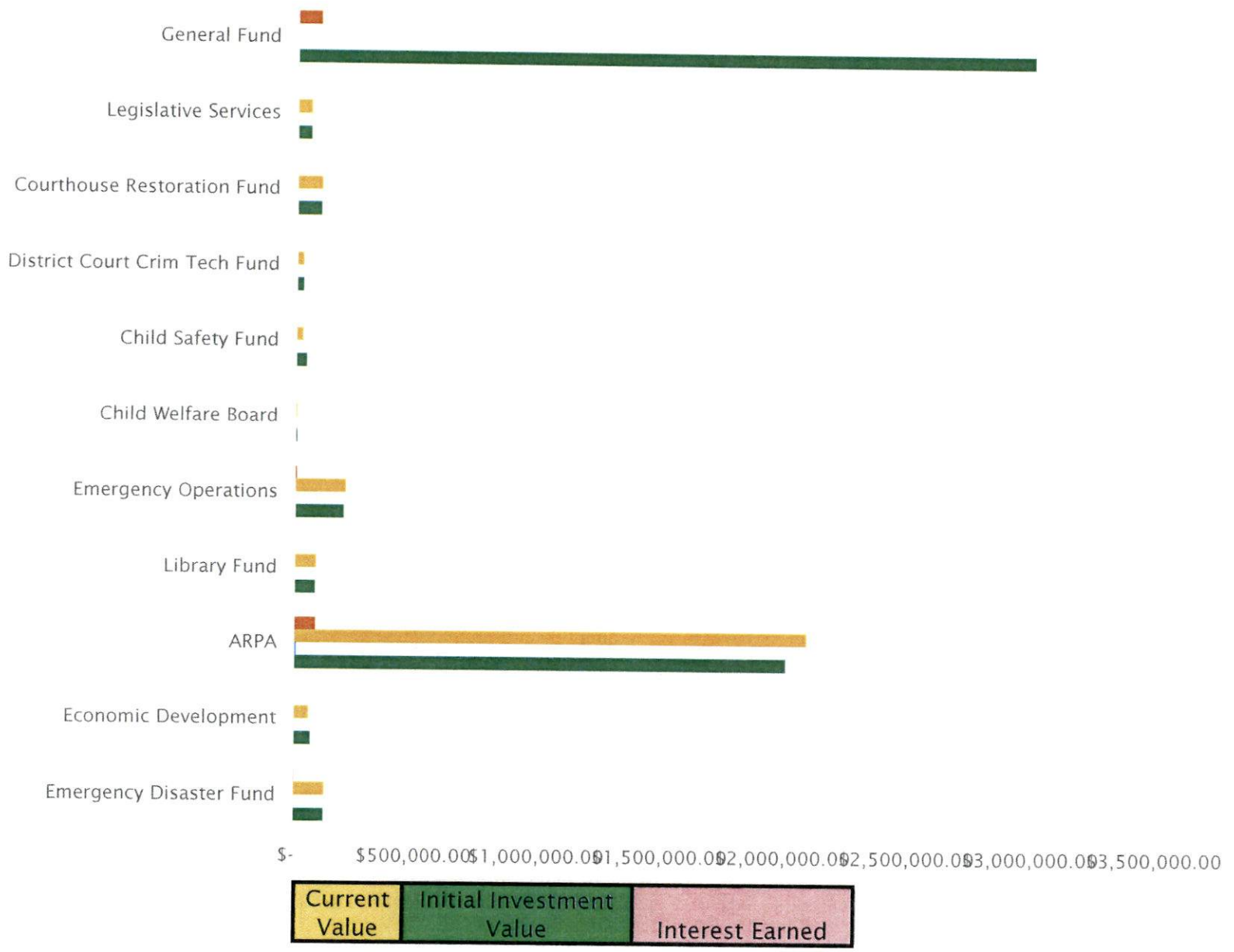
Opening Date 03/15/2023

Account	Rate	Fund Investment	Activity	Monthly Interest	Current Value	YTD Interest
Texas Class - Paper	5.30%					
Emergency Disaster Fund		\$ 125,907.40		\$ 611.25 ↑	\$ 129,419.49	\$ 5,485.11
Economic Development		\$ 70,000.00		\$ 297.37 ↑	\$ 62,962.76	\$ 2,962.76
ARPA		\$ 2,000,000.00		\$ 9,859.05 ↑	\$ 2,087,416.54	\$ 87,416.54
Library Fund		\$ 85,000.00		\$ 419.00 ↑	\$ 88,715.19	\$ 3,715.19
Emergency Operations		\$ 200,000.00		\$ 985.91 ↑	\$ 208,741.61	\$ 8,741.61
Child Welfare Board		\$ 8,000.00		\$ 39.42 ↑	\$ 8,349.66	\$ 349.66
Child Safety Fund		\$ 45,000.00		\$ 140.13 ↑	\$ 29,663.75	\$ 1,663.75
District Court Crim Tech Fund		\$ 30,000.00		\$ 147.88 ↑	\$ 31,311.25	\$ 1,311.25
Courthouse Restoration Fund		\$ 100,000.00		\$ 492.95 ↑	\$ 104,370.82	\$ 4,370.82
Legislative Services		\$ 58,000.00		\$ 285.91 ↑	\$ 60,535.06	\$ 2,535.06
General Fund		\$ 3,000,000.00		\$ 839.98 →	\$ -	\$ 97,056.15
TOTAL PAPER		\$ 5,721,907.40		\$ 14,118.85 ↑	\$ 2,811,486.13	\$ 215,607.90
Texas Class - Governme	5.18%					
General Fund		\$ 1.69		\$ - ↑	\$ 1.69	\$ -
Road & Bridge 1		\$ 600,000.00		\$ 2,097.71 ↑	\$ 473,000.09	\$ 22,999.63
Road & Bridge 2		\$ 250,000.00		\$ 1,154.18 ↑	\$ 260,249.14	\$ 10,248.86
Road & Bridge 3		\$ 700,000.00		\$ 821.65 ↑	\$ 169,091.37	\$ 19,090.87
Road & Bridge 4		\$ 600,000.00		\$ 304.23 ↑	\$ 68,596.28	\$ 18,595.35
Rodeo Arena/Fairgrounds		\$ 15,000.00		\$ 69.24 ↑	\$ 15,614.99	\$ 614.95
County Clerk RMP		\$ 100,000.00		\$ 461.67 ↑	\$ 104,100.00	\$ 4,099.58
Benevolence Fund		\$ 5,000.00		\$ 18.61 ↑	\$ 4,195.92	\$ 195.92
Peace Officer Service Fees		\$ 100,000.00		\$ 461.67 ↑	\$ 104,099.63	\$ 4,099.58
Courthouse Security		\$ 75,000.00		\$ 346.25 ↑	\$ 78,074.65	\$ 3,074.65
County RMP		\$ 85,000.00		\$ 392.42 ↑	\$ 88,484.54	\$ 3,484.51

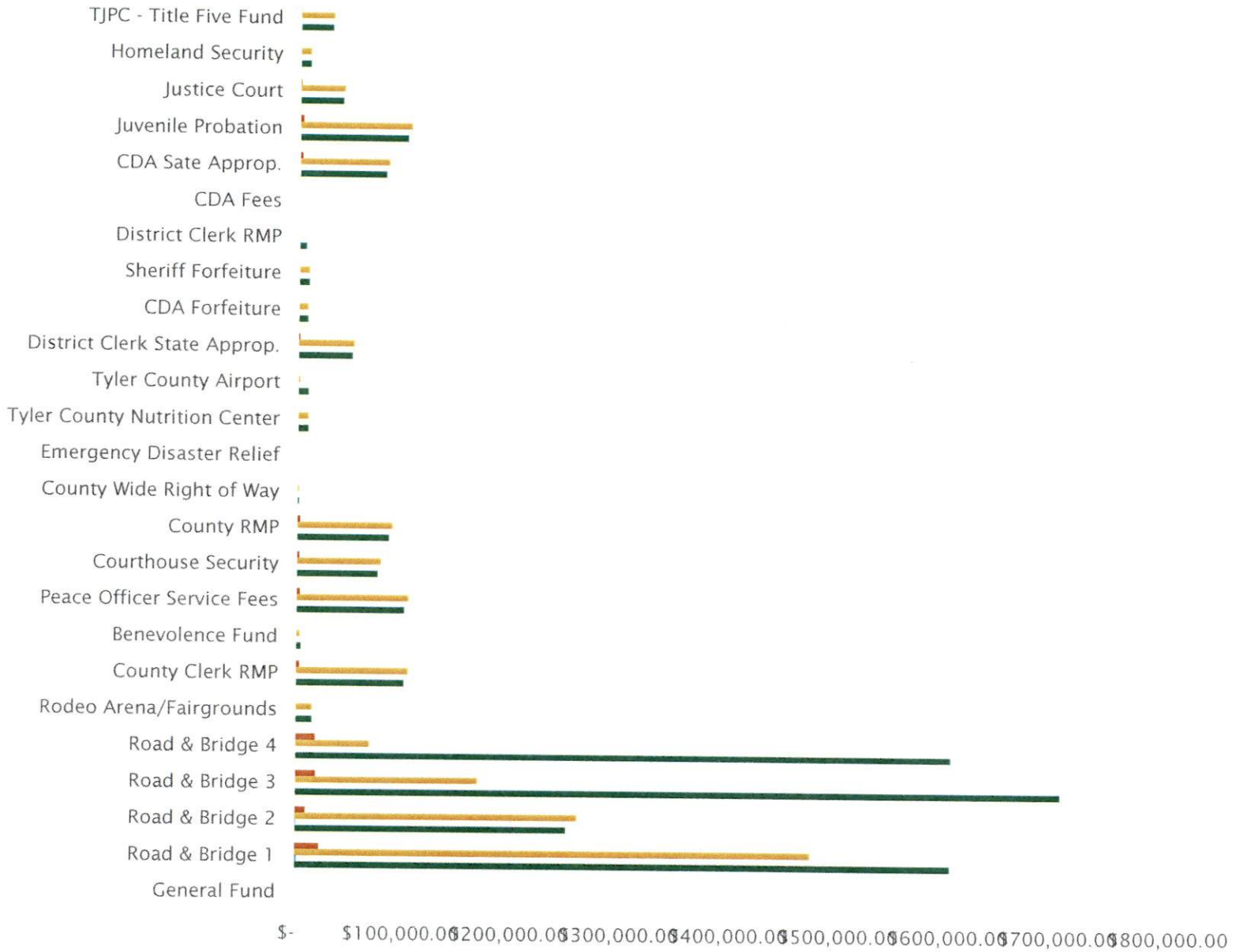
County Wide Right of Way	\$ 2,000.00		\$ 9.26	↑	\$ 2,083.12	\$ 81.99
Emergency Disaster Relief	\$ 1.41		\$ -	↑	\$ 1.41	\$ -
Tyler County Nutrition Center	\$ 10,000.00		\$ 46.20	↑	\$ 10,410.01	\$ 409.94
Tyler County Airport	\$ 10,000.00		\$ 10.32	↑	\$ 2,337.31	\$ 337.31
District Clerk State Approp.	\$ 49,849.28		\$ 230.13	↑	\$ 51,892.85	\$ 2,043.57
CDA Forfeiture	\$ 9,000.00		\$ 41.56	↑	\$ 9,368.95	\$ 368.95
Sheriff Forfeiture	\$ 10,000.00		\$ 46.20	↑	\$ 10,409.93	\$ 409.93
District Clerk RMP	\$ 7,000.00		\$ -	⇒	\$ -	\$ 221.47
CDA Fees	\$ 600.00		\$ 2.17	↑	\$ 497.46	\$ 22.46
CDA Sate Approp.	\$ 80,000.00		\$ 369.32	↑	\$ 83,279.61	\$ 3,279.61
Juvenile Probation	\$ 100,000.00		\$ 461.67	↑	\$ 104,099.56	\$ 4,099.56
Justice Court	\$ 40,000.00		\$ 184.66	↑	\$ 41,639.78	\$ 1,639.78
Homeland Security	\$ 10,000.00		\$ 46.20	↑	\$ 10,409.93	\$ 409.93
TJPC - Title Five Fund	\$ 30,000.00		\$ 138.50	↑	\$ 31,229.80	\$ 1,229.80
TOTAL GOVERNMENT	\$ 2,894,215.14		\$ 7,713.82	↑	\$ 1,723,168.02	\$ 101,058.20

					Total Interest
TOTAL TEXAS CLASS INVESTMENTS	\$ 4,534,654.15		\$ 21,832.67		\$ 316,666.10

TEXAS CLASS PAPER



TEXAS CLASS GOVERNMENT





Summary Statement

December 31, 2023

Page 1 of 42

Investor ID: TX-01-0643

0000506-0007673 PDF 603931

County of Tyler
100 W Bluff St Room 105
Woodville, TX 75979

Texas CLASS

Texas CLASS

Average Monthly Yield: 5.5744%

		Beginning Balance	Contributions	Withdrawals	Income Earned	Income Earned YTD	Average Daily Balance	Month End Balance
TX-01-0643-0001	EMERGENCY DISASTER FUND	128,808.24	0.00	0.00	611.25	5,485.11	129,135.20	129,419.49
TX-01-0643-0002	ECONOMIC DEVELOPMENT (028)	62,665.39	0.00	0.00	297.37	2,962.76	62,824.45	62,962.76
TX-01-0643-0003	ARPA (35)	2,077,557.49	0.00	0.00	9,859.05	87,416.54	2,082,831.12	2,087,416.54
TX-01-0643-0004	LIBRARY FUND (36)	88,296.19	0.00	0.00	419.00	3,715.19	88,520.31	88,715.19
TX-01-0643-0005	EMERGENCY OPERATIONS (76)	207,755.70	0.00	0.00	985.91	8,741.61	208,283.07	208,741.61
TX-01-0643-0006	CHILD WELFARE BOARD (96)	8,310.24	0.00	0.00	39.42	349.66	8,331.33	8,349.66

Tel: (800) 707-6242

<https://www.texasclass.com/>



Summary Statement

December 31, 2023

Page 2 of 42

Investor ID: TX-01-0643

County of Tyler
100 W Bluff St Room 105
Woodville, TX 75979

Texas CLASS - (continued)

		Beginning Balance	Contributions	Withdrawals	Income Earned	Income Earned YTD	Average Daily Balance	Month End Balance
TX-01-0643-0007	CHILD SAFETY FUND (97)	29,523.62	0.00	0.00	140.13	1,663.75	29,598.58	29,663.75
TX-01-0643-0008	DIST COURT CRIM TECH FUND (103)	31,163.37	0.00	0.00	147.88	1,311.25	31,242.47	31,311.25
TX-01-0643-0009	COURTHOUSE RESTORATION (111)	103,877.87	0.00	0.00	492.95	4,370.82	104,141.55	104,370.82
TX-01-0643-0010	LEGISLATIVE SERVICES (112)	60,249.15	0.00	0.00	285.91	2,535.06	60,402.09	60,535.06
TX-01-0643-0011	GENERAL FUND	1,096,216.17	0.00	1,097,056.15	839.98	97,056.15	176,906.59	0.00
TOTAL		3,894,423.43	0.00	1,097,056.15	14,118.85	215,607.90	2,982,216.76	<u>2,811,486.13</u>



Summary Statement

December 31, 2023

Page 3 of 42

Investor ID: TX-01-0643

County of Tyler
 100 W Bluff St Room 105
 Woodville, TX 75979

Texas CLASS Government

Average Monthly Yield: 5.2346%

		Beginning Balance	Contributions	Withdrawals	Income Earned	Income Earned YTD	Average Daily Balance	Month End Balance
TX-01-0643-4001	GENERAL FUND - GOVY	1.69	0.00	0.00	0.00	0.00	1.69	1.69
TX-01-0643-4002	Road & Bridge 1	470,902.38	0.00	0.00	2,097.71	22,999.63	472,023.22	473,000.09
TX-01-0643-4003	Road & Bridge 2	259,094.96	0.00	0.00	1,154.18	10,248.86	259,711.64	260,249.14
TX-01-0643-4004	Road & Bridge 3	268,269.72	0.00	100,000.00	821.65	19,090.87	184,867.93	169,091.37
TX-01-0643-4005	Road & Bridge 4	68,292.05	0.00	0.00	304.23	18,595.35	68,454.60	68,596.28
TX-01-0643-4006	Tyler County Rodeo Arena/Fairgrounds	15,545.75	0.00	0.00	69.24	614.95	15,582.75	15,614.99
TX-01-0643-4007	County Clerk RMP	103,638.33	0.00	0.00	461.67	4,099.58	103,885.00	104,100.00

Tel: (800) 707-6242

<https://www.texasclass.com/>



Summary Statement

December 31, 2023

Page 4 of 42

Investor ID: TX-01-0643

County of Tyler
100 W Bluff St Room 105
Woodville, TX 75979

Texas CLASS Government - (continued)

		Beginning Balance	Contributions	Withdrawals	Income Earned	Income Earned YTD	Average Daily Balance	Month End Balance
TX-01-0643-4008	Benevolence Fund	4,177.31	0.00	0.00	18.61	195.92	4,187.26	4,195.92
TX-01-0643-4009	Peace Officer Service Fees	103,637.96	0.00	0.00	461.67	4,099.58	103,884.63	104,099.63
TX-01-0643-4010	Courthouse Security	77,728.40	0.00	0.00	346.25	3,074.65	77,913.41	78,074.65
TX-01-0643-4011	County RMP	88,092.12	0.00	0.00	392.42	3,484.51	88,301.80	88,484.54
TX-01-0643-4012	County-Wide Right-of-Way Fund	2,073.86	0.00	0.00	9.26	81.99	2,078.81	2,083.12
TX-01-0643-4013	Emergency Disaster Relief	1.41	0.00	0.00	0.00	0.00	1.41	1.41
TX-01-0643-4014	Tyler County Nutrition Center	10,363.81	0.00	0.00	46.20	409.94	10,388.50	10,410.01

Tel: (800) 707-6242

<https://www.texasclass.com/>



Summary Statement

December 31, 2023

Page 5 of 42

Investor ID: TX-01-0643

County of Tyler
 100 W Bluff St Room 105
 Woodville, TX 75979

Texas CLASS Government - (continued)

		Beginning Balance	Contributions	Withdrawals	Income Earned	Income Earned YTD	Average Daily Balance	Month End Balance
TX-01-0643-4015	TYLER CO AIRPORT (025)	2,326.99	0.00	0.00	10.32	337.31	2,332.50	2,337.31
TX-01-0643-4016	DIST CLERK STATE APPROP. (30)	51,662.72	0.00	0.00	230.13	2,043.57	51,785.67	51,892.85
TX-01-0643-4017	CDA FORFEITURE (32)	9,327.39	0.00	0.00	41.56	368.95	9,349.59	9,368.95
TX-01-0643-4018	SHERIFF FORFEITURE (33)	10,363.73	0.00	0.00	46.20	409.93	10,388.42	10,409.93
TX-01-0643-4019	DISTRICT CLERK RMP (34)	0.00	0.00	0.00	0.00	221.47	0.00	0.00
TX-01-0643-4020	CDA FEES (50)	495.29	0.00	0.00	2.17	22.46	496.45	497.46
TX-01-0643-4021	CDA STATE APPROP (51)	82,910.29	0.00	0.00	369.32	3,279.61	83,107.62	83,279.61

Tel: (800) 707-6242

<https://www.texasclass.com/>



Summary Statement

December 31, 2023


Page 6 of 42

Investor ID: TX-01-0643

County of Tyler
 100 W Bluff St Room 105
 Woodville, TX 75979

Texas CLASS Government - (continued)

		Beginning Balance	Contributions	Withdrawals	Income Earned	Income Earned YTD	Average Daily Balance	Month End Balance
TX-01-0643-4022	JUVENILE PROB (54)	103,637.89	0.00	0.00	461.67	4,099.56	103,884.56	104,099.56
TX-01-0643-4023	JUSTICE COURT (73)	41,455.12	0.00	0.00	184.66	1,639.78	41,553.79	41,639.78
TX-01-0643-4024	HOMELAND SECURITY (74)	10,363.73	0.00	0.00	46.20	409.93	10,388.42	10,409.93
TX-01-0643-4025	TJPC-TITLE FIVE FUND (88)	31,091.30	0.00	0.00	138.50	1,229.80	31,165.31	31,229.80
TOTAL		1,815,454.20	0.00	100,000.00	7,713.82	101,058.20	1,735,734.98	1,723,168.02



First National Bank

P.O. Box 94905
Wichita Falls, TX 76308

Certificate of Deposit Earnings Notice


Page 1

Certificate Tax ID	Date	New Balance
XXXXXX2190 On File	12/22/2023	100,081.46

TYLER COUNTY A
P.O. BOX 2039
WOODVILLE TX 75979

Earning on	01/01/2024
Period Earnings	1,261.30
Earnings Paid YTD	1,261.30
Maturing on	04/01/2024
Interest Rate	5.0000
Annual Percentage Yld	5.09
Maturity Term	12 Months
The earnings will be paid by check.	

Federal Withheld	0.00
State Withheld	0.00



First National Bank

P.O. Box 94905
Wichita Falls, TX 76308

PRESORTED
FIRST-CLASS MAIL
US POSTAGE PAID
F.S. LLC

TYLER COUNTY A
P.O. BOX 2039
WOODVILLE TX 75979



12 Month **2190

Last Updated: January 3, 2024 2:50 PM

Apr 1, 2024 | **\$100,081.46**

Maturity Date

Current Balance


[Transactions](#)[Details & Settings](#)

DETAILS

Current Balance	\$100,081.46	Interest Rate	5.00%
Last Interest Paid Amount	\$1,261.30	Last Interest Paid Date	Jan 1, 2024
Previous year-to-date interest amount	\$2,830.24	Year-to-date interest amount	\$1,261.30
Maturity Date	Apr 1, 2024	Accrued Interest	\$27.34
Account Number			5012190

SETTINGS

Online Display Name

12 Month Visibility on Home 



5555 Old Jacksonville Hwy
 Tyler, TX 75703
 Toll Free: 866.582.8440
 Phone: 903.859.2211

WWW.ASB.COM

Arp: 102 Front St., Drawer 100 | Arp, TX 75750
 Chapel Hill: 12300 State Hwy. 64 E. | Tyler, TX 75707
 Tyler: 5202 Old Jacksonville Hwy. | Tyler, TX 75703
 1116 Troup Hwy. | Tyler, TX 75701
 Lindale: 2501 S. Main St. | Lindale, TX 75771
 Conroe: 1700 N. Loop 336 W. | Conroe, TX 77304
 Lufkin: 3001 S. John Redditt Dr. | Lufkin, TX 75904
 1601 S. Chestnut St. | Lufkin, TX 75901

Huntington: 304 Hwy. 69 S. | Huntington, TX 75949
 Chester: 113 Cade St. | Chester, TX 75936
 Center: 163 Cass-Caid Dr. | Center, TX 75935
 Joaquin: 13218 US. Hwy. 84 E. | Joaquin, TX 75954
 Timpson: 830 N. First St. | Timpson, TX 75975

1561964
 TYLER COUNTY
 PO BOX 2070
 WOODVILLE TX 75979

Date 12/29/23 Page 1
 Account Number Ending 7109
 Enclosures

SUMMARY OF ACCOUNTS			
Account No.	Type of Account	Current Balance	Enclosures
Ending 7109	PLATINUM ADVANTAGE MMDA	411,374.55	

CHECKING ACCOUNTS

Beginning September 1, 2023, American State Bank will no longer charge NSF/OD fees on the representation of items. Please contact us if you have any questions at 866-579-7959.

PLATINUM ADVANTAGE MMDA	Number of Enclosures	0
Account Number Ending 7109	Statement Dates	12/01/23 thru 12/31/23
Previous Balance 409,456.39	Days in the statement period	31
Deposits/Credits .00	Average Ledger	409,456
Checks/Debits .00	Average Collected	409,456
Service Charge .00	Interest Earned	1,918.16
Interest Paid 1,918.16	Annual Percentage Yield Earned	5.66%
Ending Balance 411,374.55	2023 Interest Paid	3,590.84

Deposits and Other Credits		
Date	Description	Amount
12/31	INTEREST PAID 31 DAYS	1,918.16

Daily Balance Information			
Date	Balance	Date	Balance
12/01	409,456.39	12/31	411,374.55

Interest Rate Summary		
	11/30	5.52%
	12/01	5.52%
	12/15	5.51%

It's a great day to go Site-Seeing! Visit us now at ASB.com!
 Our newly refreshed website includes easier navigation, a better mobile experience, customizable dashboards and much more!

NOTE: SEE REVERSE SIDE FOR IMPORTANT INFORMATION REGARDING ERRORS OR QUESTIONS ABOUT YOUR ELECTRONIC TRANSFERS.



Section 4

Income/Expense Report



Tyler County, TX

Income Statement

Account Summary

For Fiscal: 2023 Period Ending: 12/31/2023

		Original Total Budget	Current Total Budget	MTD Activity	YTD Activity	Budget Remaining
Fund: 010 - GENERAL FUND						
Revenue						
010-30000	BEGINNING BALANCE	130,418.16	130,418.16	0.00	0.00	130,418.16
010-31001	AD VAL .5619	8,175,024.75	8,175,024.75	14,332.37	7,261,858.40	913,166.35
010-31004	HALF CENT SALES TAX(TAX ALLOC)	830,000.00	830,000.00	85,261.21	983,899.41	-153,899.41
010-31008	PAYMENT IN LIEU OF TAXES	70,000.00	70,000.00	0.00	75,931.00	-5,931.00
010-31020	DELINQUENT AD VALOREM	500,000.00	500,000.00	34,505.11	239,127.38	260,872.62
010-31030	ALCOHOLIC BEVERAGE TAX	3,500.00	3,500.00	75.27	3,044.31	455.69
010-31147	SCHOOL TAX COLLECTION FEES	30,000.00	30,000.00	0.00	65,318.31	-35,318.31
010-31150	SHERIFF FEES	10,000.00	10,000.00	21.00	8,644.10	1,355.90
010-31152	SHERIFF TRANSPORT FEES	100.00	100.00	0.00	0.00	100.00
010-31153	STATE COMPTROLLER FEES	0.00	0.00	0.00	-1,250.00	1,250.00
010-31155	TITLES	13,000.00	13,000.00	650.00	36,943.00	-23,943.00
010-31157	EXCESS PROCEEDS	1,000.00	1,000.00	0.00	4,128.57	-3,128.57
010-31201	STATE SALARY SUPPLEMENTS	25,000.00	25,000.00	0.00	0.00	25,000.00
010-31400	TAC CHAPTER 19 FUNDS	100.00	100.00	0.00	0.00	100.00
010-32000	AD VALOREM FEES	400,000.00	400,000.00	27,231.42	442,840.74	-42,840.74
010-32102	ALCOHOL LICENSE PERMIT/FEES	100.00	100.00	0.00	0.00	100.00
010-32103	AUTO REGISTRATION FEES	85,000.00	85,000.00	2,731.62	135,921.23	-50,921.23
010-32109	COMMUNITY SERVICE FEES	0.00	0.00	0.00	23.00	-23.00
010-32111	CONSTABLE FEES	100.00	100.00	0.00	300.00	-200.00
010-32118	PROBATE JUDICIAL EDUCATION FEES	400.00	400.00	40.00	865.00	-465.00
010-32125	FAMILY PROTECTION FEES	500.00	500.00	0.00	0.00	500.00
010-32127	FLOODPLAIN PERMIT FEE	125.00	125.00	25.00	75.00	50.00
010-32129	INDIGENT CIVIL LEGAL SERV FEES	1,000.00	1,000.00	0.00	0.00	1,000.00
010-32131	JURY FEES/REIMBURSEMENTS	4,000.00	4,000.00	244.98	6,933.14	-2,933.14
010-32132	RENTAL FEES COLLECTED	0.00	0.00	2,922.50	35,070.00	-35,070.00
010-32133	GROSS WEIGHT AXEL PAYMENTS/STATE	100.00	100.00	0.00	0.00	100.00
010-32136	SUBDIVISION APPLICATION FEE	0.00	0.00	0.00	7,750.00	-7,750.00
010-32499	COURT COST SERVICE FEES	10,000.00	10,000.00	0.00	5,388.93	4,611.07
010-32501	JUSTICE-OF-PEACE I FEES	60,000.00	60,000.00	4,016.44	43,258.80	16,741.20
010-32502	JUSTICE-OF-PEACE II FEES	8,000.00	8,000.00	803.23	14,228.16	-6,228.16
010-32503	JUSTICE-OF-PEACE III FEES	8,000.00	8,000.00	502.37	8,988.49	-988.49
010-32504	JUSTICE-OF-PEACE IV FEES	8,000.00	8,000.00	475.90	7,026.11	973.89
010-32516	COUNTY CLERK FEES	150,000.00	150,000.00	12,834.24	151,187.32	-1,187.32
010-32517	COUNTY CLERK FINES	8,000.00	8,000.00	148.40	3,535.18	4,464.82
010-32519	DISTRICT CLERK FEES	70,000.00	70,000.00	3,814.50	67,974.52	2,025.48
010-32522	DISTRICT CLERK FINES	23,000.00	23,000.00	1,210.90	16,127.55	6,872.45
010-32531	E-FILE COUNTY CLERK FEES	1,000.00	1,000.00	0.00	0.00	1,000.00
010-32532	E-FILE DISTRICT CLERK FEES	1,000.00	1,000.00	0.00	0.00	1,000.00
010-32533	E-FILE JUSTICE OF PEACE FEES	750.00	750.00	0.00	0.00	750.00
010-32534	TRUANCY PREVENTION & DIVERSION JP FE	300.00	300.00	0.00	0.00	300.00
010-32537	JUDICIAL JUDGE'S SALARY COMPTROLLER	0.00	0.00	5,050.00	31,725.33	-31,725.33
010-32541	DISTRICT CLERK SB 42 FEES	0.00	0.00	0.00	55.00	-55.00
010-32544	(VRC) VISUAL RECORDING FEE - COUNTY C	0.00	0.00	0.00	186.28	-186.28
010-32545	LOCAL - J.P.'s & CO. & DIST. CLERK	0.00	0.00	530.39	8,757.36	-8,757.36
010-32549	OVER WEIGHT MOTOR FEES	0.00	0.00	0.00	219.17	-219.17
010-32551	LOCAL-CO. & DIST. CONSOLIDATED CIVIL F	0.00	0.00	929.00	13,150.00	-13,150.00
010-33639	J. P. REV 95-97-STATE-GENERAL REVENUE	0.00	0.00	20.00	72.50	-72.50
010-34849	DIST CLERK FEES-STATE-CHILD ABUSE PREV	0.00	0.00	0.00	190.50	-190.50
010-35100	INTEREST ON INVESTMENTS	23,000.00	23,000.00	4,790.09	40,163.06	-17,163.06
010-35104	INTEREST TEXAS CLASS INVESTMENTS	0.00	0.00	839.98	97,056.15	-97,056.15
010-35105	INTEREST FNB WICHITA FALLS INVESTMEN	0.00	0.00	20,591.67	192,314.91	-192,314.91

Income Statement

For Fiscal: 2023 Period Ending: 12/31/2023

		Original Total Budget	Current Total Budget	MTD Activity	YTD Activity	Budget Remaining
010-35107	INTEREST NECHES FCU INVESTMENTS	0.00	0.00	0.00	3,620.38	-3,620.38
010-35109	INTEREST ON INVESTMENTS - AMERICAN S	0.00	0.00	1,918.16	3,590.84	-3,590.84
010-36109	INDIGENT DEFENSE FORMULA GRANT	25,000.00	25,000.00	0.00	23,406.00	1,594.00
010-36466	OPIOD SETTLEMENT FUNDING	0.00	0.00	0.00	41,356.59	-41,356.59
010-37000	REFUNDS	45,000.00	45,000.00	0.00	108,791.01	-63,791.01
010-37102	REIMBURSEMENTS	20,000.00	20,000.00	0.00	64,721.99	-44,721.99
010-37103	REIMBURSEMENTS/ELECTIONS	70,000.00	70,000.00	0.00	143,217.33	-73,217.33
010-37104	REIMBURSEMENTS-SHERIFF DEPARTMENT	25,000.00	25,000.00	1,645.27	43,821.40	-18,821.40
010-37105	REIMB. INSURANCE CLAIMS	100.00	100.00	0.00	9,820.95	-9,720.95
010-37111	VINE/SAVNS REIMBURSEMENT	8,000.00	8,000.00	0.00	4,935.84	3,064.16
010-37112	REIMBURSEMENT - ANIMAL CONTROL	100.00	100.00	0.00	0.00	100.00
010-38100	CDA SALARY SUPPLEMENTS	2,000.00	2,000.00	0.00	3,750.00	-1,750.00
010-38104	DONATIONS FOR VETERANS SERVICE	0.00	0.00	240.00	853.34	-853.34
010-38107	REIMBURSEMENTS-HOSPITALIZATION	20,000.00	20,000.00	1,421.62	9,781.88	10,218.12
010-38111	DONATIONS	100.00	100.00	0.00	0.00	100.00
010-38113	OTHER INCOME	0.00	0.00	1,751.65	-13,902.11	13,902.11
010-38115	SALE OF SHERIFF'S CARS	1,000.00	1,000.00	0.00	0.00	1,000.00
010-38116	SHERIFF SALES	1,000.00	1,000.00	82,000.00	186,880.00	-185,880.00
010-38119	UNCLAIMED PROPERTY	100.00	100.00	0.00	0.00	100.00
010-38120	UNUSED JURY MONEY	5,000.00	5,000.00	0.00	1,982.00	3,018.00
010-39019	TRANSFER FROM CDA STATE APPROPRIATI	1,000.00	1,000.00	0.00	0.00	1,000.00
	Revenue Total:	10,873,917.91	10,873,917.91	313,574.29	10,645,655.35	228,262.56
Expense						
010-401-31020	SHERIFF TAX SALES	0.00	0.00	0.00	220,010.27	-220,010.27
010-401-40110	RETIREMENT	117,011.00	117,011.00	0.00	0.00	117,011.00
010-401-40130	WORKERS' COMPENSATION	50,000.00	50,000.00	10,346.50	38,140.00	11,860.00
010-401-40140	UNEMPLOYMENT INSURANCE	20,000.00	20,000.00	980.24	11,532.62	8,467.38
010-401-40150	CONTINGENCY/HOSPITALIZATION	850,000.00	850,000.00	72,095.34	815,048.17	34,951.83
010-401-42111	POSTAGE FOR POSTAGE METER	40,000.00	40,000.00	22,323.72	51,100.14	-11,100.14
010-401-42116	HEALTH COUNTY EXPENSE	0.00	0.00	0.00	325.00	-325.00
010-401-42136	LONG LEAF SOIL & WATER CONSERV	2,000.00	2,000.00	0.00	2,000.00	0.00
010-401-42158	ELECTION EXPENSE	108,660.00	137,150.96	722.80	57,412.50	79,738.46
010-401-42178	CONTINGENCY FOR MISCELLANEOUS	700,000.00	623,700.00	131,340.00	508,342.58	115,357.42
010-401-42180	COURTHOUSE HISTORICAL SOCIETY	3,000.00	3,000.00	996.13	2,989.67	10.33
010-401-42185	LAW ENFORCEMENT LIAB INSURANCE	25,000.00	25,000.00	0.00	24,766.00	234.00
010-401-42201	FOSTER CHILD CARE	10,000.00	10,000.00	0.00	10,000.00	0.00
010-401-42204	TYLER COUNTY YOUTH PROGRAMS	20,000.00	20,000.00	0.00	16,000.00	4,000.00
010-401-42218	TYLER COUNTY APPRAISEL DIST.	382,700.00	382,700.00	124,441.00	571,740.00	-189,040.00
010-401-42231	HOUSING OF TCSO INMATES	300,000.00	300,000.00	32,974.79	190,043.46	109,956.54
010-401-42233	TRAVEL (COUNTY REPRESENTATION)	5,000.00	5,000.00	0.00	1,826.24	3,173.76
010-401-42349	PUBLIC OFFICIALS LIAB INSURANC	22,000.00	22,000.00	0.00	18,425.00	3,575.00
010-401-42352	TC NUTRITION SERVICES	15,000.00	15,000.00	0.00	0.00	15,000.00
010-401-42500	COUNTY TELEPHONES	35,000.00	35,000.00	4,093.59	58,244.83	-23,244.83
010-401-42616	ADVERTISING	5,000.00	5,000.00	321.43	10,409.99	-5,409.99
010-401-42628	CONTINGENCY FOR LEGAL FEES	125,000.00	125,000.00	2,921.11	61,640.53	63,359.47
010-401-42643	AUTOPSIES	75,000.00	75,000.00	9,500.00	74,400.00	600.00
010-401-42645	JUDICIAL EDUCATION	2,000.00	2,000.00	0.00	-185.00	2,185.00
010-401-42649	ALLAN SHIVERS LIBRARY	127,700.00	127,700.00	0.00	127,700.00	0.00
010-401-42650	ASSOCIATION DUES	15,000.00	15,000.00	0.00	9,632.49	5,367.51
010-401-42652	BURKE CENTER	17,912.00	17,912.00	0.00	17,912.00	0.00
010-401-42668	INDEPENDENT AUDIT	60,000.00	60,000.00	0.00	62,706.00	-2,706.00
010-401-42674	LEGISLATIVE/RISK/GOVERNMENT REPRESE	0.00	137.50	0.00	15,128.86	-14,991.36
010-401-42686	GARTH HOUSE	5,000.00	5,000.00	0.00	0.00	5,000.00
010-401-42688	GENERAL LIABILITY INSURANCE	7,500.00	7,500.00	0.00	5,976.00	1,524.00
010-401-42697	RADIO TOWER RENTAL	4,000.00	4,000.00	0.00	0.00	4,000.00
010-401-42701	RURAL FIRE PROTECTION	5,400.00	5,400.00	450.00	4,950.00	450.00
010-401-42900	BONDS	12,000.00	12,307.14	0.00	10,930.90	1,376.24
010-401-43621	SHERIFF VEHICLE LIABILITY	40,000.00	40,000.00	0.00	36,885.00	3,115.00
010-401-48000	MISCELLANEOUS EXPENSE	34,000.00	34,000.00	5,311.99	25,695.71	8,304.29

Income Statement

For Fiscal: 2023 Period Ending: 12/31/2023

		Original Total Budget	Current Total Budget	MTD Activity	YTD Activity	Budget Remaining
010-401-48012	PAYMENT IN LIEU OF TAXES	3,000.00	3,000.00	0.00	0.00	3,000.00
010-402-40000	SALARIES	360,308.00	360,308.00	25,070.85	340,883.71	19,424.29
010-402-40100	SOCIAL SECURITY	27,564.00	27,564.00	1,679.07	22,460.64	5,103.36
010-402-40110	RETIREMENT	25,943.00	25,943.00	1,771.90	23,869.57	2,073.43
010-402-42100	OFFICE SUPPLIES	5,367.94	5,573.64	432.48	3,951.64	1,622.00
010-402-42150	UNIFORMS	750.00	750.00	0.00	1,053.11	-303.11
010-402-42500	STATE HEALTH DEPT.	3,600.00	3,600.00	0.00	1,407.27	2,192.73
010-402-42651	BOOK BINDING	1,000.00	1,000.00	0.00	0.00	1,000.00
010-402-42659	TRAINING & EDUCATION	10,500.00	19,000.00	441.54	13,464.01	5,535.99
010-402-43200	PURCHASE OF EQUIPMENT	3,700.00	3,700.00	0.00	368.97	3,331.03
010-405-40000	SALARIES	71,893.00	71,893.00	3,010.98	45,113.57	26,779.43
010-405-40100	SOCIAL SECURITY	5,500.00	5,500.00	230.32	3,487.29	2,012.71
010-405-40110	RETIREMENT	5,177.00	5,177.00	206.82	2,996.52	2,180.48
010-405-42100	OFFICE SUPPLIES	1,100.00	1,100.00	0.00	993.29	106.71
010-405-42663	TRAINING & EDUCATION	1,500.00	1,500.00	0.00	0.00	1,500.00
010-405-43620	VEHICLES	1,000.00	1,000.00	0.00	0.00	1,000.00
010-407-40000	SALARIES	242,000.92	242,000.92	17,725.24	234,116.37	7,884.55
010-407-40100	SOCIAL SECURITY	18,513.07	18,513.07	1,323.90	17,344.50	1,168.57
010-407-40110	RETIREMENT	17,424.07	17,424.07	1,253.00	16,738.52	685.55
010-407-42100	OFFICE SUPPLIES	5,500.00	5,500.00	472.53	2,999.65	2,500.35
010-407-42150	UNIFORMS	0.00	0.00	0.00	135.99	-135.99
010-407-42650	ASSOCIATION DUES	175.00	175.00	0.00	175.00	0.00
010-407-42659	TRAINING & EDUCATION	4,178.00	12,178.00	212.44	3,283.27	8,894.73
010-408-42216	TRANSCRIPTS	3,500.00	3,500.00	0.00	0.00	3,500.00
010-408-42347	PSYCHIATRIC & MEDICAL EXPENSE	10,000.00	10,000.00	0.00	1,990.00	8,010.00
010-408-42634	COURT APPOINTED ATTORNEYS	150,000.00	150,000.00	8,475.00	106,672.50	43,327.50
010-408-42637	CPS COURT APPOINTED ATTORNEYS	85,000.00	85,000.00	0.00	71,928.61	13,071.39
010-408-42638	CPS COURT REPORTER	6,000.00	6,000.00	290.00	5,926.00	74.00
010-408-42678	ESTRAY FEES	0.00	0.00	0.00	337.50	-337.50
010-408-42685	FOOD/LODGING FOR JURORS	2,250.00	2,250.00	0.00	1,482.82	767.18
010-408-42689	GRAND JURORS	8,000.00	8,000.00	3,700.00	6,470.00	1,530.00
010-408-42690	GRAND JURY COMMISSION	100.00	100.00	0.00	0.00	100.00
010-408-42700	PETIT JURORS	28,564.00	28,564.00	3,400.00	8,904.00	19,660.00
010-409-40000	SALARIES	3,000.00	3,000.00	250.00	3,000.00	0.00
010-409-40100	SOCIAL SECURITY	230.00	230.00	19.13	229.56	0.44
010-409-40110	RETIREMENT	216.00	216.00	18.00	216.00	0.00
010-409-42100	OFFICE SUPPLIES	200.00	200.00	0.00	45.45	154.55
010-409-42172	JUDICIAL DISTRICT EXPENSES	700.00	700.00	0.00	0.00	700.00
010-409-42354	COURT SUPPLEMENTS &. EXPENSE	20,000.00	20,000.00	0.00	31,253.00	-11,253.00
010-409-42500	TELEPHONE	850.00	850.00	0.00	0.00	850.00
010-409-42630	CONTINUING EDUCATION	200.00	200.00	0.00	0.00	200.00
010-409-42636	COURT REPORTER TRAVEL/SUPPLIES	1,500.00	1,500.00	0.00	1,500.00	0.00
010-410-40000	SALARIES	6,842.00	6,842.00	526.30	6,766.71	75.29
010-410-40100	SOCIAL SECURITY	524.00	524.00	40.28	523.64	0.36
010-410-40110	RETIREMENT	493.00	493.00	37.90	492.70	0.30
010-410-42100	OFFICE SUPPLIES	400.00	400.00	0.00	0.00	400.00
010-410-42354	COURT SUPPLEMENTS & EXPENSES	48,000.00	48,000.00	0.00	41,341.84	6,658.16
010-410-42636	COURT REPORTER TRAVEL/SUPPLIES	1,100.00	1,100.00	0.00	0.00	1,100.00
010-410-42659	TRAINING & EDUCATION	691.00	691.00	0.00	0.00	691.00
010-411-40000	SALARIES	167,807.62	167,807.62	11,438.76	154,069.90	13,737.72
010-411-40100	SOCIAL SECURITY	12,837.28	12,837.28	796.33	10,986.83	1,850.45
010-411-40110	RETIREMENT	12,082.15	12,082.15	813.62	10,891.24	1,190.91
010-411-42100	OFFICE SUPPLIES	2,783.00	2,783.00	300.28	2,745.70	37.30
010-411-42150	UNIFORMS	750.00	750.00	0.00	618.38	131.62
010-411-42500	TELEPHONE	2,000.00	2,000.00	7.02	7.02	1,992.98
010-411-42661	TRAINING & EDUCATION	2,500.00	11,555.00	2,545.00	5,095.93	6,459.07
010-411-42700	PETIT JURORS	1,000.00	1,000.00	0.00	546.00	454.00
010-411-42900	BONDS	0.00	0.00	0.00	142.00	-142.00
010-412-40000	SALARIES	35,793.13	35,793.13	2,795.62	31,277.26	4,515.87

Income Statement

For Fiscal: 2023 Period Ending: 12/31/2023

		Original Total Budget	Current Total Budget	MTD Activity	YTD Activity	Budget Remaining
010-412-40100	SOCIAL SECURITY	2,738.17	2,738.17	199.30	2,338.85	399.32
010-412-40110	RETIREMENT	2,577.11	2,577.11	194.64	2,224.50	352.61
010-412-42100	OFFICE SUPPLIES	600.00	600.00	0.00	70.00	530.00
010-412-42110	POSTAGE	100.00	100.00	0.00	0.00	100.00
010-412-42150	UNIFORMS	250.00	250.00	0.00	75.24	174.76
010-412-42500	TELEPHONE	1,600.00	1,600.00	0.00	0.00	1,600.00
010-412-42661	TRAINING & EDUCATION	2,000.00	7,500.00	0.00	621.00	6,879.00
010-413-40000	SALARIES	38,843.13	38,843.13	2,795.62	35,472.26	3,370.87
010-413-40100	SOCIAL SECURITY	2,971.50	2,971.50	213.86	2,738.10	233.40
010-413-40110	RETIREMENT	2,796.71	2,796.71	194.64	2,490.72	305.99
010-413-42100	OFFICE SUPPLIES	900.00	900.00	0.00	206.00	694.00
010-413-42110	POSTAGE	200.00	200.00	0.00	0.00	200.00
010-413-42150	UNIFORMS	250.00	250.00	0.00	111.79	138.21
010-413-42500	TELEPHONE	1,100.00	1,100.00	0.00	0.00	1,100.00
010-413-42661	TRAINING & EDUCATION	1,100.00	7,500.00	0.00	3,677.39	3,822.61
010-413-42700	PETIT JURORS	200.00	200.00	0.00	0.00	200.00
010-414-40000	SALARIES	40,043.13	40,043.13	2,945.62	39,715.11	328.02
010-414-40100	SOCIAL SECURITY	3,063.30	3,063.30	217.68	2,971.36	91.94
010-414-40110	RETIREMENT	2,883.11	2,883.11	198.24	2,710.32	172.79
010-414-42100	OFFICE SUPPLIES	1,800.00	1,800.00	0.00	1,046.70	753.30
010-414-42110	POSTAGE	400.00	400.00	0.00	0.00	400.00
010-414-42150	UNIFORMS	250.00	250.00	0.00	208.90	41.10
010-414-42500	TELEPHONE	1,425.00	1,425.00	64.54	381.16	1,043.84
010-414-42510	UTILITIES	1,200.00	1,200.00	0.00	1,067.99	132.01
010-414-42661	TRAINING & EDUCATION	900.00	7,500.00	70.00	876.90	6,623.10
010-415-42623	COMMITMENTS	7,000.00	7,000.00	360.00	9,750.00	-2,750.00
010-415-42634	COURT APPOINTED ATTORNEYS	15,000.00	15,000.00	1,150.00	15,000.00	0.00
010-415-42635	COURT REPORTER	3,000.00	3,000.00	0.00	0.00	3,000.00
010-415-42700	PETIT JURORS	2,000.00	2,000.00	0.00	0.00	2,000.00
010-415-42909	REIMB. COURT COST	500.00	500.00	0.00	0.00	500.00
010-419-40000	SALARIES	340,229.00	340,229.00	21,810.09	293,174.33	47,054.67
010-419-40100	SOCIAL SECURITY	26,027.52	26,027.52	1,653.02	22,488.54	3,538.98
010-419-40110	RETIREMENT	24,496.49	24,496.49	1,553.71	21,106.84	3,389.65
010-419-42100	OFFICE SUPPLIES	6,200.00	6,200.00	30.89	3,549.94	2,650.06
010-419-42222	WITNESS EXPENSE	5,000.00	5,000.00	0.00	319.90	4,680.10
010-419-42414	RADIO REPAIR	250.00	250.00	0.00	0.00	250.00
010-419-42500	TELEPHONE	1,000.00	1,000.00	0.00	0.00	1,000.00
010-419-42639	DNA LAB FEES	12,000.00	12,000.00	0.00	0.00	12,000.00
010-419-42659	TRAINING & EDUCATION	9,110.00	9,110.00	980.65	9,732.41	-622.41
010-420-40000	SALARIES	283,460.00	283,460.00	21,294.94	272,624.46	10,835.54
010-420-40100	SOCIAL SECURITY	21,684.69	21,684.69	1,580.36	20,472.20	1,212.49
010-420-40110	RETIREMENT	20,409.12	20,409.12	1,506.69	19,496.90	912.22
010-420-42100	OFFICE SUPPLIES	6,700.00	6,700.00	219.13	3,574.88	3,125.12
010-420-42150	UNIFORMS	1,500.00	1,500.00	305.00	886.42	613.58
010-420-42500	TELEPHONE	4,000.00	4,000.00	555.01	3,549.72	450.28
010-420-42650	ASSOCIATION DUES	500.00	500.00	0.00	600.00	-100.00
010-420-42659	TRAINING & EDUCATION	4,500.00	12,500.00	1,480.16	6,512.36	5,987.64
010-421-40000	SALARIES	140,556.70	140,556.70	10,648.16	135,629.07	4,927.63
010-421-40100	SOCIAL SECURITY	10,752.59	10,752.59	757.37	9,812.27	940.32
010-421-40110	RETIREMENT	10,120.08	10,120.08	763.33	9,639.70	480.38
010-421-42100	OFFICE SUPPLIES	2,423.00	2,423.00	0.00	2,119.46	303.54
010-421-42150	UNIFORMS	0.00	0.00	0.00	10.50	-10.50
010-421-42189	TRAINING & EDUCATION	3,833.00	9,409.77	856.94	8,753.77	656.00
010-421-42190	MEETINGS EXPENSE	200.00	200.00	0.00	1,385.17	-1,185.17
010-421-42650	ASSOCIATION DUES	200.00	200.00	0.00	270.00	-70.00
010-422-40000	SALARIES	198,182.64	198,182.64	15,585.29	201,915.63	-3,732.99
010-422-40100	SOCIAL SECURITY	15,160.97	15,160.97	1,146.88	15,171.02	-10.05
010-422-40110	RETIREMENT	14,269.15	14,269.15	1,105.52	12,585.15	1,684.00
010-422-42100	OFFICE SUPPLIES	2,000.00	2,000.00	113.72	2,189.20	-189.20

Income Statement

For Fiscal: 2023 Period Ending: 12/31/2023

		Original Total Budget	Current Total Budget	MTD Activity	YTD Activity	Budget Remaining
010-422-42150	UNIFORMS	250.00	352.50	0.00	269.00	83.50
010-422-42650	ASSOCIATION DUES	325.00	325.00	0.00	370.00	-45.00
010-422-42659	TRAINING & EDUCATION	7,505.00	15,895.00	0.00	14,356.76	1,538.24
010-423-40000	SALARIES	88,342.52	88,342.52	9,334.78	99,524.00	-11,181.48
010-423-40100	SOCIAL SECURITY	6,758.20	6,758.20	680.49	7,280.48	-522.28
010-423-40110	RETIREMENT	6,360.66	6,360.66	658.82	6,881.83	-521.17
010-423-42100	OFFICE SUPPLIES	2,500.00	2,500.00	112.00	4,476.68	-1,976.68
010-423-42150	UNIFORMS	500.00	500.00	0.00	63.00	437.00
010-423-42650	ASSOCIATION DUES	280.00	280.00	0.00	255.00	25.00
010-423-42659	TRAINING & EDUCATION	6,000.00	10,000.00	0.00	9,945.06	54.94
010-424-40000	SALARIES	41,313.13	41,313.13	3,245.62	40,992.26	320.87
010-424-40100	SOCIAL SECURITY	3,160.45	3,160.45	247.44	3,158.64	1.81
010-424-40110	RETIREMENT	2,974.55	2,974.55	227.04	2,888.16	86.39
010-424-42150	UNIFORMS	250.00	250.00	0.00	230.86	19.14
010-424-42661	TRAINING & EDUCATION	5,156.52	9,156.52	0.00	0.00	9,156.52
010-424-43220	EMERGENCY EQUIPMENT	250.00	250.00	0.00	321.23	-71.23
010-424-43232	RADIO & EQUIPMENT	600.00	600.00	0.00	0.00	600.00
010-425-40000	SALARIES	43,233.13	43,233.13	3,245.62	42,912.26	320.87
010-425-40100	SOCIAL SECURITY	3,307.33	3,307.33	208.40	2,853.12	454.21
010-425-40110	RETIREMENT	3,112.79	3,112.79	227.04	3,026.40	86.39
010-425-42150	UNIFORMS	500.00	500.00	0.00	0.00	500.00
010-425-42661	TRAINING & EDUCATION	2,500.00	6,500.00	0.00	3,184.87	3,315.13
010-425-43220	EMERGENCY EQUIPMENT	400.00	400.00	0.00	0.00	400.00
010-425-43232	RADIO & EQUIPMENT	600.00	600.00	0.00	0.00	600.00
010-426-40000	SALARIES	1,290,506.40	1,290,506.40	140,882.58	1,276,525.61	13,980.79
010-426-40100	SOCIAL SECURITY	98,723.74	98,723.74	10,193.04	92,556.69	6,167.05
010-426-40110	RETIREMENT	92,916.46	92,916.46	10,069.77	91,807.01	1,109.45
010-426-40151	VACATION & SICK PAY RELIEF	13,000.00	13,000.00	0.00	0.00	13,000.00
010-426-42100	OFFICE SUPPLIES	7,000.00	7,000.00	375.07	6,125.98	874.02
010-426-42150	UNIFORMS	8,000.00	8,000.00	1,185.00	6,427.90	1,572.10
010-426-42182	DEPUTIES SUPPLIES	9,500.00	9,500.00	175.00	7,105.57	2,394.43
010-426-42217	TRANSPORTS COSTS	5,000.00	5,000.00	14.52	2,258.28	2,741.72
010-426-42395	PSYCHOLOGICAL EVALUATIONS	5,000.00	5,000.00	0.00	1,375.00	3,625.00
010-426-42396	FINGER PRINTING/BACKGROUND CHECK	5,000.00	5,000.00	0.00	0.00	5,000.00
010-426-42398	EVIDENCE EXPENSE	10,000.00	10,000.00	2,074.00	9,111.67	888.33
010-426-42400	GAS, OIL, GREASE	125,000.00	125,000.00	6,124.21	84,113.96	40,886.04
010-426-42401	TIRES, TUBES	15,000.00	15,000.00	1,943.71	17,221.22	-2,221.22
010-426-42413	REPAIRS TO VEHICLES	20,000.00	20,000.00	8,705.07	37,347.43	-17,347.43
010-426-42415	RADIO MAINTENANCE	2,000.00	2,000.00	0.00	120.00	1,880.00
010-426-42500	TELEPHONE	20,000.00	20,000.00	1,055.49	15,702.06	4,297.94
010-426-42640	EMPLOYEE PHYSICALS	2,000.00	2,000.00	0.00	658.60	1,341.40
010-426-42653	CAMERA & FILM	1,696.00	1,696.00	0.00	319.99	1,376.01
010-426-42656	ANIMAL CONTROL	1,500.00	1,500.00	1,458.40	1,731.78	-231.78
010-426-42659	TRAINING & EDUCATION	15,000.00	15,000.00	699.67	12,962.98	2,037.02
010-427-40000	SALARIES	384,460.00	384,460.00	50,516.22	426,903.31	-42,443.31
010-427-40100	SOCIAL SECURITY	29,411.19	29,411.19	3,790.68	32,310.05	-2,898.86
010-427-40110	RETIREMENT	27,681.12	27,681.12	3,600.59	30,605.71	-2,924.59
010-427-40151	VACATION & SICK PAY RELIEF	5,000.00	5,000.00	0.00	0.00	5,000.00
010-427-42108	JAIL SUPPLIES	25,000.00	25,000.00	2,616.15	24,730.34	269.66
010-427-42150	UNIFORMS	1,500.00	1,500.00	0.00	1,223.22	276.78
010-427-42157	PRISONER MEALS	65,000.00	65,000.00	0.00	64,869.81	130.19
010-427-42640	EMPLOYEE PHYSICALS	0.00	0.00	0.00	46.20	-46.20
010-427-42653	CAMERA & FILM	500.00	500.00	0.00	0.00	500.00
010-427-42659	TRAINING & EDUCATION	4,500.00	4,500.00	0.00	4,204.76	295.24
010-428-40000	SALARIES	41,673.13	41,673.13	3,245.62	41,352.26	320.87
010-428-40100	SOCIAL SECURITY	3,187.99	3,187.99	153.76	2,116.16	1,071.83
010-428-40110	RETIREMENT	3,000.47	3,000.47	227.04	2,914.08	86.39
010-428-42150	UNIFORMS	250.00	250.00	0.00	0.00	250.00
010-428-42661	TRAINING & EDUCATION	4,172.52	8,172.52	0.00	0.00	8,172.52

Income Statement

For Fiscal: 2023 Period Ending: 12/31/2023

		Original Total Budget	Current Total Budget	MTD Activity	YTD Activity	Budget Remaining
010-428-43220	EMERGENCY EQUIPMENT	400.00	400.00	0.00	0.00	400.00
010-428-43232	RADIO & EQUIPMENT	1,234.00	1,234.00	0.00	64.00	1,170.00
010-429-40000	SALARIES	41,193.13	41,193.13	3,245.62	39,987.79	1,205.34
010-429-40100	SOCIAL SECURITY	3,151.27	3,151.27	239.93	2,985.43	165.84
010-429-40110	RETIREMENT	2,965.91	2,965.91	229.35	2,826.73	139.18
010-429-42150	UNIFORMS	650.00	650.00	108.00	656.41	-6.41
010-429-42661	TRAINING & EDUCATION	4,665.52	9,355.28	0.00	1,090.49	8,264.79
010-429-43220	EMERGENCY EQUIPMENT	250.00	250.00	0.00	205.46	44.54
010-429-43232	RADIO & EQUIPMENT	35.00	35.00	0.00	365.99	-330.99
010-430-40000	SALARIES	35,280.00	35,280.00	2,630.78	34,904.32	375.68
010-430-40100	SOCIAL SECURITY	2,698.92	2,698.92	201.24	2,698.74	0.18
010-430-40110	RETIREMENT	2,540.16	2,540.16	186.10	2,497.06	43.10
010-430-42100	OFFICE SUPPLIES	1,000.00	1,000.00	152.20	881.17	118.83
010-436-42617	AID TO INDIGENTS	10,000.00	10,000.00	0.00	0.00	10,000.00
010-436-42633	COUNTY HEALTH OFFICER	9,000.00	9,000.00	0.00	0.00	9,000.00
010-439-40000	SALARIES	91,228.00	91,228.00	7,043.86	79,293.40	11,934.60
010-439-40100	SOCIAL SECURITY	6,979.00	6,979.00	536.10	6,087.45	891.55
010-439-40110	RETIREMENT	6,569.00	6,569.00	282.86	3,599.31	2,969.69
010-439-42100	OFFICE SUPPLIES	800.00	800.00	71.00	253.70	546.30
010-439-42181	DEMONSTRATION SUPPLIES	750.00	750.00	0.00	322.11	427.89
010-439-42224	OUT-OF-COUNTY TRAVEL, FARM	5,600.00	5,600.00	100.00	4,030.40	1,569.60
010-439-42225	OUT-OF-COUNTY TRAVEL, HOME	4,300.00	4,300.00	0.00	5,366.42	-1,066.42
010-440-42101	SUPPLIES	100,000.00	100,000.00	7,872.88	84,359.80	15,640.20
010-440-42350	SERVICE CONTRACTS	101,000.00	101,000.00	12,282.43	126,113.48	-25,113.48
010-440-42353	SUPPORT SERVICES	100,000.00	100,000.00	11,559.09	91,109.28	8,890.72
010-440-42423	EQUIPMENT REPAIRS	10,000.00	10,000.00	0.00	0.00	10,000.00
010-440-42600	PROFESSIONAL SERVICES	70,000.00	70,000.00	1,256.84	126,400.16	-56,400.16
010-440-42677	EQUIPMENT LEASE	35,000.00	35,000.00	5,719.47	46,661.90	-11,661.90
010-442-40000	SALARIES	243,814.03	243,814.03	22,357.81	253,546.76	-9,732.73
010-442-40100	SOCIAL SECURITY	18,651.77	18,651.77	1,676.03	19,258.50	-606.73
010-442-40110	RETIREMENT	17,554.61	17,554.61	1,586.17	18,152.18	-597.57
010-442-42106	JANITORS SUPPLIES	15,000.00	15,000.00	1,425.67	22,364.55	-7,364.55
010-442-42150	UNIFORMS	3,500.00	3,500.00	29.76	1,993.14	1,506.86
010-442-42394	BUILDING INSURANCE	40,000.00	40,000.00	0.00	94,827.00	-54,827.00
010-442-42397	GROUNDS MAINTENANCE	25,000.00	25,000.00	0.00	2,084.96	22,915.04
010-442-42400	GAS, OIL, GREASE	5,000.00	5,000.00	149.16	4,099.54	900.46
010-442-42411	REPAIRS & MAINTENANCE AT JUSTICE CEN	28,000.00	28,000.00	4,256.62	7,102.16	20,897.84
010-442-42412	REPAIRS & MAINTENANCE TO COURTHOUS	100,000.00	100,000.00	50,023.15	66,537.91	33,462.09
010-442-42413	REPAIRS TO VEHICLES	10,000.00	10,095.73	0.00	1,027.44	9,068.29
010-442-42417	REPAIRS & MAINTENANCE - TAX OFFICE	10,000.00	10,000.00	0.00	2,929.63	7,070.37
010-442-42418	REPAIRS & MAINTENANCE - COUNTY CLER	10,000.00	10,000.00	0.00	5,412.93	4,587.07
010-442-42419	REPAIRS & MAINTENANCE - TYLER CO. CO	10,000.00	10,000.00	155.80	4,043.91	5,956.09
010-442-42422	ELEVATOR REPAIRS	3,000.00	3,000.00	0.00	0.00	3,000.00
010-442-42511	UTILITIES-JUSTICE CENTER	55,000.00	55,000.00	3,807.22	48,432.90	6,567.10
010-442-42515	UTILITIES-COURTHOUSE	35,000.00	35,000.00	2,071.06	23,173.15	11,826.85
010-442-42516	UTILITIES-COUNTY	13,200.00	13,200.00	1,089.59	15,581.59	-2,381.59
010-442-42517	UTILITIES-TAX OFFICE	10,500.00	10,500.00	397.62	6,546.53	3,953.47
010-442-42518	UTILITIES - TYLER CO. COMPLEX	10,000.00	10,000.00	1,128.36	13,671.43	-3,671.43
010-442-43200	PURCHASE OF EQUIPMENT	10,000.00	10,000.00	0.00	20,539.00	-10,539.00
010-453-43210	OFFICE EQUIPMENT	52,035.00	52,035.00	1,273.94	40,885.49	11,149.51
010-453-43401	HEATING & COOLING EQUIPMENT	6,500.00	6,500.00	0.00	3,842.00	2,658.00
010-453-43600	SHERIFF'S CARS	100,806.00	100,806.00	5,397.72	161,804.46	-60,998.46
010-453-49138	CAPITAL LEASE PAYMENTS	26,710.00	26,710.00	55,527.26	69,904.79	-43,194.79
010-453-49139	INTEREST ON CAPITAL LEASE PAYMENTS	1,986.00	1,986.00	6,854.36	7,164.79	-5,178.79
010-496-49029	TRANSFER TO BENEVOLENCE	1,000.00	1,000.00	0.00	1,000.00	0.00
010-496-49101	TRANSFER - CH RESTORATION	75,000.00	75,000.00	0.00	681,555.49	-606,555.49
010-496-49102	TRANSFER TO LEGISLATIVE SERVICE	10,500.00	10,500.00	0.00	0.00	10,500.00
010-496-49113	TRANSFER TO R & B, PCT. 1	64,700.00	64,700.00	0.00	64,700.00	0.00
010-496-49114	TRANSFER TO R & B, PCT. 2	64,700.00	64,700.00	0.00	64,700.00	0.00

Income Statement

For Fiscal: 2023 Period Ending: 12/31/2023

		Original Total Budget	Current Total Budget	MTD Activity	YTD Activity	Budget Remaining
010-496-49115	TRANSFER TO R & B, PCT. 3	64,700.00	64,700.00	0.00	64,700.00	0.00
010-496-49116	TRANSFERS TO R & B, PCT. 4	64,700.00	64,700.00	0.00	64,700.00	0.00
010-496-49117	TRANS. TO JUV. PROB. (MATCH)	150,000.00	150,000.00	0.00	150,000.00	0.00
010-496-49121	TRANSFER TO AIRPORT	20,000.00	38,000.00	0.00	31,280.15	6,719.85
010-496-49123	TRANSFER TO ECONOMIC DEVELOPM	10,500.00	10,500.00	0.00	10,500.00	0.00
010-496-49124	TRANSFER TO EMERGENCY OPERATI	164,808.00	164,808.00	0.00	164,808.00	0.00
010-496-49125	TRANSFER TO NUTRITION CENTER	10,000.00	10,000.00	0.00	10,000.00	0.00
010-496-49130	TRANSFER TO RODEO ARENA	20,200.00	20,200.00	0.00	20,200.00	0.00
010-496-49131	TRANSFER TO COURTHOUSE SECURITY	82,000.00	82,000.00	0.00	82,000.00	0.00
010-496-49133	TRANSFER TO LIBRARY FUND	25,000.00	25,000.00	0.00	25,000.00	0.00
010-496-49140	TRANSFER TO DISTRICT CLERK RMP	0.00	0.00	0.00	2,254.33	-2,254.33
	Expense Total:	10,879,659.91	10,937,410.97	1,080,871.84	11,056,179.52	-118,768.55
	Fund: 010 - GENERAL FUND Surplus (Deficit):	-5,742.00	-63,493.06	-767,297.55	-410,524.17	
Fund: 012 - TC CHAPTER 19						
Revenue						
012-38111	MISC REVENUE	0.00	0.00	0.00	589.80	-589.80
	Revenue Total:	0.00	0.00	0.00	589.80	-589.80
	Fund: 012 - TC CHAPTER 19 Total:	0.00	0.00	0.00	589.80	
Fund: 020 - GENERAL ROAD & BRIDGE						
Revenue						
020-31000	AD VAL-.2278	3,088,386.00	3,088,386.00	5,452.34	2,740,258.08	348,127.92
020-31009	PAYMENT IN LIEU OF TAXES	850.00	850.00	0.00	8.95	841.05
020-31020	DELINQUENT AD VALOREM	73,000.00	73,000.00	12,685.93	74,213.78	-1,213.78
020-32222	MOTOR VEHICLE REGISTRATION	360,000.00	360,000.00	0.00	271,667.64	88,332.36
020-32517	COUNTY CLERK FINES	7,009.00	7,009.00	98.94	3,466.12	3,542.88
020-32522	DISTRICT CLERK FINES	20,000.00	20,000.00	720.60	10,214.37	9,785.63
020-38150	DEPARTMENT OF TRANSPORATION	22,000.00	22,000.00	0.00	27,924.17	-5,924.17
020-39009	SPECIAL AUTO TAX	150,000.00	150,000.00	8,680.00	193,391.01	-43,391.01
	Revenue Total:	3,721,245.00	3,721,245.00	27,637.81	3,321,144.12	400,100.88
Expense						
020-000-49126	TRANS/R&B I====21.3017 %	792,688.45	792,688.45	5,887.35	775,810.74	16,877.71
020-000-49127	TRANS/R&B II===.23.3254 %	867,995.28	867,995.28	6,446.63	849,510.68	18,484.60
020-000-49128	TRANS/R&B III==.29.0243 %	1,080,065.31	1,080,065.31	8,021.68	1,057,064.51	23,000.80
020-000-49129	TRANS/R&B IV=== 26.3485 %	980,492.24	980,492.24	7,282.15	959,611.67	20,880.57
	Expense Total:	3,721,241.28	3,721,241.28	27,637.81	3,641,997.60	79,243.68
	Fund: 020 - GENERAL ROAD & BRIDGE Surplus (Deficit):	3.72	3.72	0.00	-320,853.48	
Fund: 021 - ROAD & BRIDGE I						
Revenue						
021-30000	BEGINNING BALANCE	0.00	60,000.00	0.00	0.00	60,000.00
021-35100	INTEREST ON INVESTMENTS	1,800.00	1,800.00	-16.11	2,405.95	-605.95
021-35104	INTEREST TEXAS CLASS INVESTMENTS	0.00	0.00	2,097.71	22,999.63	-22,999.63
021-37000	REFUNDS	100.00	100.00	0.00	0.00	100.00
021-39000	TRANSFER FROM GENERAL FUND	64,700.00	64,700.00	0.00	64,700.00	0.00
021-39003	TRANSFER FROM GEN R&B	792,688.45	792,688.45	5,887.35	775,810.74	16,877.71
021-39004	TRANSFER FROM R&B, PCT 2	19,040.00	19,040.00	1,592.72	19,045.43	-5.43
	Revenue Total:	878,328.45	938,328.45	9,561.67	884,961.75	53,366.70
Expense						
021-000-40000	SALARIES	372,509.88	372,509.88	24,555.20	346,431.16	26,078.72
021-000-40100	SOCIAL SECURITY	28,497.01	28,497.01	1,744.68	25,161.15	3,335.86
021-000-40110	RETIREMENT	26,820.71	26,820.71	1,741.38	24,910.57	1,910.14
021-000-40120	HOSPITALIZATION	68,980.00	68,980.00	6,644.10	75,566.27	-6,586.27
021-000-40130	WORKERS' COMPENSATION	13,318.00	13,318.00	1,531.50	6,293.26	7,024.74
021-000-40140	UNEMPLOYMENT INSURANCE	1,072.00	1,072.00	58.28	856.58	215.42
021-000-42150	UNIFORMS	1,500.00	1,500.00	0.00	0.00	1,500.00
021-000-42160	ROAD MATERIAL	70,000.00	130,000.00	5,374.80	125,589.98	4,410.02
021-000-42161	CULVERTS	5,000.00	5,000.00	0.00	1,243.90	3,756.10
021-000-42391	LIABILITY INS. ON VEHICLES	4,600.00	4,600.00	0.00	0.00	4,600.00

Income Statement

For Fiscal: 2023 Period Ending: 12/31/2023

		Original Total Budget	Current Total Budget	MTD Activity	YTD Activity	Budget Remaining
021-000-42400	GAS, OIL, GREASE	47,500.00	47,500.00	2,004.67	49,134.28	-1,634.28
021-000-42401	TIRES, TUBES	15,000.00	15,000.00	855.90	10,093.75	4,906.25
021-000-42420	BRIDGE REPAIR	1,500.00	1,500.00	0.00	0.00	1,500.00
021-000-42425	MACHINERY MAINTENANCE	40,000.00	40,000.00	3,599.06	33,192.85	6,807.15
021-000-42428	EQUIPMENT HAULING & TOWING	2,500.00	2,500.00	0.00	2,963.00	-463.00
021-000-42429	TOOL & EQUIPMENT RENTAL	2,500.00	2,500.00	0.00	0.00	2,500.00
021-000-42500	TELEPHONE	2,500.00	2,500.00	0.00	0.00	2,500.00
021-000-42510	UTILITIES	5,000.00	5,000.00	180.56	1,197.16	3,802.84
021-000-42640	EMPLOYEE PHYSICALS	500.00	500.00	0.00	0.00	500.00
021-000-42646	CONTRACT LABOR	1,500.00	1,500.00	0.00	1,425.00	75.00
021-000-42650	ASSOCIATION DUES	200.00	200.00	0.00	0.00	200.00
021-000-42659	TRAINING & EDUCATION	5,174.90	5,174.90	68.78	4,064.48	1,110.42
021-000-42900	BONDS	240.00	240.00	0.00	0.00	240.00
021-000-42998	MISCELLANEOUS SUPPLIES	3,500.00	3,500.00	0.00	3,456.98	43.02
021-000-43200	PURCHASE OF EQUIPMENT	40,000.00	40,000.00	0.00	37,000.00	3,000.00
021-000-44100	PRINCIPLE ON LEASE PURCHASE	40,281.75	40,281.75	0.00	41,335.63	-1,053.88
021-000-44200	INTEREST ON LEASE PURCHASE	10,850.00	10,850.00	0.00	9,796.09	1,053.91
	Expense Total:	811,044.25	871,044.25	48,358.91	799,712.09	71,332.16
Fund: 021 - ROAD & BRIDGE I Surplus (Deficit):		67,284.20	67,284.20	-38,797.24	85,249.66	
Fund: 022 - ROAD & BRIDGE II						
Revenue						
022-30000	BEGINNING BALANCE	70,471.38	70,471.38	0.00	0.00	70,471.38
022-35100	INTEREST ON INVESTMENTS	1,200.00	1,200.00	262.20	4,078.21	-2,878.21
022-35104	INTEREST TEXAS CLASS INVESTMENTS	0.00	0.00	1,154.18	10,248.86	-10,248.86
022-37000	REFUNDS	150.00	150.00	0.00	1,633.40	-1,483.40
022-37102	REIMBURSEMENTS	0.00	0.00	0.00	825.95	-825.95
022-39000	TRANSFER FROM GENERAL FUND	64,700.00	64,700.00	0.00	64,700.00	0.00
022-39003	TRANSFER FROM GEN R&B	867,995.28	867,995.28	6,446.63	849,510.68	18,484.60
	Revenue Total:	1,004,516.66	1,004,516.66	7,863.01	930,997.10	73,519.56
Expense						
022-000-40000	SALARIES	302,164.00	302,164.00	18,276.96	244,179.06	57,984.94
022-000-40100	SOCIAL SECURITY	23,115.55	23,115.55	1,312.81	17,940.74	5,174.81
022-000-40110	RETIREMENT	21,755.81	21,755.81	1,296.00	16,923.12	4,832.69
022-000-40120	HOSPITALIZATION	49,271.00	49,271.00	3,910.47	43,941.39	5,329.61
022-000-40130	WORKERS' COMPENSATION	12,835.00	12,835.00	1,531.50	6,293.26	6,541.74
022-000-40140	UNEMPLOYMENT INSURANCE	917.00	917.00	39.56	635.50	281.50
022-000-42150	UNIFORMS	2,500.00	2,500.00	0.00	1,831.12	668.88
022-000-42160	ROAD MATERIAL	135,728.00	135,728.00	6,391.23	56,272.20	79,455.80
022-000-42161	CULVERTS	12,035.00	12,035.00	0.00	0.00	12,035.00
022-000-42392	LIABILITY INSURANCE	6,000.00	6,000.00	0.00	0.00	6,000.00
022-000-42400	GAS, OIL, GREASE	53,203.00	53,203.00	5,410.16	60,748.95	-7,545.95
022-000-42401	TIRES, TUBES	12,000.00	12,000.00	1,157.70	13,512.99	-1,512.99
022-000-42420	BRIDGE REPAIR	10,000.00	10,000.00	0.00	0.00	10,000.00
022-000-42425	MACHINERY MAINTENANCE	36,515.00	37,923.40	668.61	41,807.61	-3,884.21
022-000-42426	VEGETATION CONTROL	2,000.00	2,000.00	0.00	171.97	1,828.03
022-000-42428	EQUIPMENT HAULING/RENTAL/TOWING	5,000.00	5,000.00	0.00	0.00	5,000.00
022-000-42429	TOOL & EQUIPMENT RENTAL	25,000.00	25,000.00	0.00	0.00	25,000.00
022-000-42500	TELEPHONE	5,000.00	5,000.00	287.92	2,390.55	2,609.45
022-000-42510	UTILITIES	2,500.00	2,500.00	474.69	3,431.33	-931.33
022-000-42640	EMPLOYEE PHYSICALS	500.00	500.00	0.00	470.60	29.40
022-000-42659	TRAINING & EDUCATION	6,000.00	6,225.00	67.09	5,483.93	741.07
022-000-42998	MISCELLANEOUS SUPPLIES	25,460.00	25,460.00	35.59	2,652.52	22,807.48
022-000-43200	PURCHASE OF EQUIPMENT	112,823.30	112,823.30	0.00	14,400.00	98,423.30
022-000-44100	PRINCIPLE ON LEASE PURCHASES	101,461.00	101,461.00	0.00	22,328.53	79,132.47
022-000-44200	INTEREST ON LEASE PURCHASES	21,904.00	21,904.00	0.00	7,671.47	14,232.53
022-000-49113	TRANSFER TO R & B, PCT. 1	18,829.00	18,829.00	1,592.72	19,045.43	-216.43

Income Statement

For Fiscal: 2023 Period Ending: 12/31/2023

	Original Total Budget	Current Total Budget	MTD Activity	YTD Activity	Budget Remaining
022-000-49115 TRANSFERS TO R & B, PCT. 3	0.00	0.00	0.00	7,280.00	-7,280.00
Expense Total:	1,004,516.66	1,006,150.06	42,453.01	589,412.27	416,737.79
Fund: 022 - ROAD & BRIDGE II Surplus (Deficit):	0.00	-1,633.40	-34,590.00	341,584.83	

Fund: 023 - ROAD & BRIDGE III

Revenue

023-30000 BEGINNING BALANCE	49,252.34	98,038.11	0.00	0.00	98,038.11
023-35100 INTEREST ON INVESTMENTS	1,500.00	1,500.00	-34.12	1,903.26	-403.26
023-35104 INTEREST TEXAS CLASS INVESTMENTS	0.00	9,301.39	821.65	119,090.87	-109,789.48
023-37000 REFUNDS	0.00	0.00	0.00	189.89	-189.89
023-37102 REIMBURSEMENTS	0.00	0.00	35,151.41	48,271.31	-48,271.31
023-39000 TRANSFER FROM GENERAL FUND	64,700.00	64,700.00	0.00	64,700.00	0.00
023-39003 TRANSFER FROM GEN R&B	1,080,065.31	1,080,065.31	8,021.68	1,057,064.51	23,000.80
023-39004 TRANSFER FROM R&B, PCT 2	0.00	7,280.00	0.00	7,280.00	0.00
023-39005 TRANSFER FROM R&B, PCT 4	22,108.00	26,787.64	1,609.54	36,444.88	-9,657.24
023-39200 SALE OF EQUIPMENT & SCRAP METAL	0.00	57,395.20	0.00	195.20	57,200.00
Revenue Total:	1,217,625.65	1,345,067.65	45,570.16	1,335,139.92	9,927.73

Expense

023-000-40000 SALARIES	486,869.00	486,869.00	31,561.28	451,670.92	35,198.08
023-000-40100 SOCIAL SECURITY	37,245.48	37,245.48	2,385.20	34,412.63	2,832.85
023-000-40110 RETIREMENT	35,054.57	35,054.57	2,214.58	32,262.75	2,791.82
023-000-40120 HOSPITALIZATION	86,712.00	86,712.00	8,475.24	96,163.06	-9,451.06
023-000-40130 WORKERS' COMPENSATION	12,526.00	12,526.00	1,531.50	6,293.26	6,232.74
023-000-40140 UNEMPLOYMENT INSURANCE	1,532.00	1,532.00	79.37	1,161.03	370.97
023-000-42150 UNIFORMS	3,000.00	3,000.00	1,058.77	2,003.51	996.49
023-000-42160 ROAD MATERIAL	150,915.60	150,915.60	8,019.50	148,310.73	2,604.87
023-000-42161 CULVERTS	19,500.00	38,600.00	0.00	38,837.73	-237.73
023-000-42392 LIABILITY INSURANCE	6,000.00	6,000.00	0.00	0.00	6,000.00
023-000-42400 GAS, OIL, GREASE	80,000.00	80,000.00	9,845.21	94,362.67	-14,362.67
023-000-42401 TIRES, TUBES	15,000.00	22,000.00	45.00	29,097.74	-7,097.74
023-000-42420 BRIDGE REPAIR	20,000.00	20,000.00	0.00	0.00	20,000.00
023-000-42425 MACHINERY MAINTENANCE	40,000.00	45,689.89	63,343.63	148,267.71	-102,577.82
023-000-42428 EQUIPMENT HAULING & TOWING	5,000.00	5,000.00	0.00	175.00	4,825.00
023-000-42429 TOOL & EQUIPMENT RENTAL	15,000.00	21,000.00	4,136.63	42,466.30	-21,466.30
023-000-42500 TELEPHONE	6,000.00	6,000.00	540.39	5,169.68	830.32
023-000-42510 UTILITIES	3,000.00	3,000.00	201.17	4,032.40	-1,032.40
023-000-42640 EMPLOYEE PHYSICALS	1,000.00	1,000.00	0.00	212.20	787.80
023-000-42659 TRAINING & EDUCATION	6,000.00	6,000.00	0.00	4,639.65	1,360.35
023-000-42900 BONDS	200.00	200.00	0.00	0.00	200.00
023-000-42998 MISCELLANEOUS SUPPLIES	4,500.00	9,800.00	179.60	10,019.85	-219.85
023-000-43200 PURCHASE OF EQUIPMENT	80,000.00	55,000.00	0.00	55,095.56	-95.56
023-000-43902 PURCHASE OF PROPERTY/BUILDINGS	0.00	43,000.00	0.00	42,719.00	281.00
023-000-44100 PRINCIPLE LEASE PAYMENT	86,458.00	150,000.00	0.00	149,260.81	739.19
023-000-44200 INTEREST ON LEASE PAYMENT	16,113.00	19,113.00	0.00	18,737.05	375.95
Expense Total:	1,217,625.65	1,345,257.54	133,617.07	1,415,371.24	-70,113.70

Fund: 023 - ROAD & BRIDGE III Surplus (Deficit):

0.00 -189.89 -88,046.91 -80,231.32

Fund: 024 - ROAD & BRIDGE IV

Revenue

024-30000 BEGINNING BALANCE	164,676.18	164,676.18	0.00	0.00	164,676.18
024-35100 INTEREST ON INVESTMENTS	1,200.00	1,200.00	441.13	3,295.64	-2,095.64
024-35104 INTEREST TEXAS CLASS INVESTMENTS	0.00	0.00	304.23	118,595.35	-118,595.35
024-35105 INTEREST FNB WICHITA FALLS INVESTMEN	0.00	0.00	1,404.42	11,521.61	-11,521.61
024-37102 REIMBURSEMENTS	0.00	0.00	0.00	2,217.23	-2,217.23
024-39000 TRANSFER FROM GENERAL FUND	64,700.00	64,700.00	0.00	64,700.00	0.00
024-39003 TRANSFER FROM GEN R&B	980,492.24	980,492.24	7,282.15	959,611.67	20,880.57
024-39200 SALE OF EQUIPMENT	0.00	0.00	0.00	83,297.60	-83,297.60
Revenue Total:	1,211,068.42	1,211,068.42	9,431.93	1,243,239.10	-32,170.68

Income Statement

For Fiscal: 2023 Period Ending: 12/31/2023

		Original Total Budget	Current Total Budget	MTD Activity	YTD Activity	Budget Remaining
Expense						
024-000-40021	SALARIES & PART-TIME HELP	497,016.00	497,016.00	31,472.45	384,109.13	112,906.87
024-000-40100	SOCIAL SECURITY	38,022.00	38,022.00	2,335.49	28,890.70	9,131.30
024-000-40110	RETIREMENT	35,786.00	35,786.00	2,236.46	27,562.12	8,223.88
024-000-40120	HOSPITALIZATION	99,437.00	99,437.00	7,563.87	86,880.29	12,556.71
024-000-40130	WORKERS' COMPENSATION	1,546.91	1,546.91	1,531.50	6,293.97	-4,747.06
024-000-40140	UNEMPLOYMENT INSURANCE	1,087.00	1,087.00	79.13	965.21	121.79
024-000-42150	UNIFORMS	3,000.00	3,000.00	0.00	6,652.60	-3,652.60
024-000-42160	ROAD MATERIAL	175,000.00	175,000.00	7,406.55	169,163.65	5,836.35
024-000-42161	CULVERTS	22,122.51	22,122.51	0.00	0.00	22,122.51
024-000-42392	LIABILITY INSURANCE	7,500.00	7,500.00	0.00	0.00	7,500.00
024-000-42400	GAS, OIL, GREASE	75,000.00	75,000.00	6,151.27	96,647.72	-21,647.72
024-000-42401	TIRES, TUBES	15,000.00	15,000.00	224.98	18,194.43	-3,194.43
024-000-42420	BRIDGE REPAIR	5,000.00	5,000.00	0.00	0.00	5,000.00
024-000-42425	MACHINERY MAINTENANCE	70,000.00	70,000.00	1,348.54	94,281.18	-24,281.18
024-000-42428	EQUIPMENT HAULING & TOWING	5,000.00	5,000.00	0.00	1,300.00	3,700.00
024-000-42429	TOOL & EQUIPMENT RENTAL	15,000.00	15,000.00	0.00	115.00	14,885.00
024-000-42500	TELEPHONE	6,000.00	6,000.00	0.00	0.00	6,000.00
024-000-42510	UTILITIES	7,000.00	7,000.00	666.58	8,429.18	-1,429.18
024-000-42640	EMPLOYEE PHYSICALS	500.00	500.00	75.00	75.00	425.00
024-000-42659	TRAINING & EDUCATION	5,000.00	5,000.00	0.00	1,683.14	3,316.86
024-000-42900	BONDS	200.00	200.00	0.00	0.00	200.00
024-000-42998	MISCELLANEOUS SUPPLIES	5,000.00	5,000.00	549.59	6,778.90	-1,778.90
024-000-43200	PURCHASE OF EQUIPMENT	50,000.00	50,000.00	0.00	54,540.93	-4,540.93
024-000-44100	PRINCIPLE ON LEASE PAYMENT	43,102.00	43,102.00	0.00	153,849.54	-110,747.54
024-000-44200	INTEREST ON LEASE PAYMENTS	10,899.00	10,899.00	0.00	19,038.85	-8,139.85
024-000-49115	TRANSFER TO R & B, PCT. 3	17,850.00	17,850.00	1,609.54	36,444.88	-18,594.88
Expense Total:		1,211,068.42	1,211,068.42	63,250.95	1,201,896.42	9,172.00
Fund: 024 - ROAD & BRIDGE IV Surplus (Deficit):		0.00	0.00	-53,819.02	41,342.68	
Fund: 025 - TYLER CO AIRPORT						
Revenue						
025-32101	AIRPORT FEES/RENTAL	1,500.00	1,500.00	360.00	4,493.16	-2,993.16
025-35100	INTEREST ON INVESTMENTS	250.00	250.00	6.30	30.49	219.51
025-35104	INTEREST TEXAS CLASS INVESTMENTS	0.00	0.00	10.32	293.61	-293.61
025-39000	TRANSFER FROM GENERAL FUND	20,000.00	38,000.00	0.00	31,280.15	6,719.85
Revenue Total:		21,750.00	39,750.00	376.62	36,097.41	3,652.59
Expense						
025-000-40000	SALARIES	9,000.00	9,000.00	0.00	16,065.00	-7,065.00
025-000-40100	SOCIAL SECURITY	689.00	689.00	0.00	1,228.97	-539.97
025-000-40110	RETIREMENT	648.00	648.00	0.00	1,156.68	-508.68
025-000-40130	WORKERS' COMPENSATION	100.00	100.00	0.00	0.00	100.00
025-000-40140	UNEMPLOYMENT INSURANCE	100.00	100.00	0.00	48.20	51.80
025-000-42390	INSURANCE	3,056.00	3,056.00	0.00	0.00	3,056.00
025-000-42410	REPAIRS & MAINTENANCE	4,657.00	4,657.00	149.81	7,866.67	-3,209.67
025-000-42510	UTILITIES	3,500.00	3,500.00	387.67	4,418.64	-918.64
Expense Total:		21,750.00	21,750.00	537.48	30,784.16	-9,034.16
Fund: 025 - TYLER CO AIRPORT Surplus (Deficit):		0.00	18,000.00	-160.86	5,313.25	
Fund: 026 - TYLER CO. RODEO ARENA/FAIRGRND						
Revenue						
026-30000	BEGINNING BALANCE	18,476.00	18,476.00	0.00	0.00	18,476.00
026-31145	RODEO ARENA FEES	2,300.00	2,300.00	0.00	0.00	2,300.00
026-35100	INTEREST ON INVESTMENTS	30.00	30.00	4.14	112.85	-82.85
026-35104	INTEREST TEXAS CLASS INVESTMENTS	0.00	0.00	69.24	614.95	-614.95
026-39000	TRANSFER FROM GENERAL FUND	20,200.00	20,200.00	0.00	20,200.00	0.00
Revenue Total:		41,006.00	41,006.00	73.38	20,927.80	20,078.20
Expense						
026-000-40000	SALARIES	16,000.00	16,000.00	0.00	1,350.00	14,650.00

Income Statement

For Fiscal: 2023 Period Ending: 12/31/2023

		Original Total Budget	Current Total Budget	MTD Activity	YTD Activity	Budget Remaining
026-000-40100	SOCIAL SECURITY	1,224.00	1,224.00	0.00	130.82	1,093.18
026-000-40110	RETIREMENT	1,152.00	1,152.00	0.00	32.40	1,119.60
026-000-40140	UNEMPLOYMENT INSURANCE	100.00	100.00	0.00	5.13	94.87
026-000-42410	REPAIRS & MAINTENANCE	17,330.00	17,330.00	0.00	5,152.50	12,177.50
026-000-42510	UTILITIES	5,200.00	5,200.00	586.05	4,706.30	493.70
	Expense Total:	41,006.00	41,006.00	586.05	11,377.15	29,628.85
Fund: 026 - TYLER CO. RODEO ARENA/FAIRGRND Surplus (Deficit):		0.00	0.00	-512.67	9,550.65	
Fund: 028 - ECONOMIC DEVELOPMENT						
Revenue						
028-35100	INTEREST ON INVESTMENTS	100.00	100.00	2.24	103.16	-3.16
028-35104	INTEREST TEXAS CLASS INVESTMENTS	0.00	0.00	297.37	2,962.76	-2,962.76
028-39000	TRANSFER FROM GENERAL FUND	10,500.00	10,500.00	0.00	10,500.00	0.00
	Revenue Total:	10,600.00	10,600.00	299.61	13,565.92	-2,965.92
Expense						
028-000-42188	ECONOMIC DEVELOPMENT PROJECTS	5,000.00	5,000.00	0.00	5,200.00	-200.00
028-000-42214	TEXAS FOREST PARTNERSHIP	1,500.00	1,500.00	0.00	0.00	1,500.00
028-000-42499	MISCELLANEOUS EXPENSE	4,100.00	4,100.00	3,094.33	5,077.03	-977.03
	Expense Total:	10,600.00	10,600.00	3,094.33	10,277.03	322.97
Fund: 028 - ECONOMIC DEVELOPMENT Surplus (Deficit):		0.00	0.00	-2,794.72	3,288.89	
Fund: 029 - BENEVOLENCE FUND						
Revenue						
029-35104	INTEREST TEXAS CLASS INVESTMENTS	0.00	0.00	18.61	195.92	-195.92
029-39000	TRANSFER FROM GENERAL	1,000.00	1,000.00	0.00	1,000.00	0.00
	Revenue Total:	1,000.00	1,000.00	18.61	1,195.92	-195.92
Expense						
029-000-42499	MISCELLANEOUS EXPENSE	500.00	500.00	0.00	0.00	500.00
029-000-42684	FLORALS	500.00	500.00	0.00	512.42	-12.42
	Expense Total:	1,000.00	1,000.00	0.00	512.42	487.58
Fund: 029 - BENEVOLENCE FUND Surplus (Deficit):		0.00	0.00	18.61	683.50	
Fund: 030 - DIST CL'K STATE APPROP						
Revenue						
030-30000	BEGINNING BALANCE	48,492.00	48,492.00	0.00	0.00	48,492.00
030-35100	INTEREST ON INVESTMENTS	100.00	100.00	0.00	69.20	30.80
030-35104	INTEREST TEXAS CLASS INVESTMENTS	0.00	0.00	230.13	2,043.57	-2,043.57
	Revenue Total:	48,592.00	48,592.00	230.13	2,112.77	46,479.23
Expense						
030-000-43200	PURCHASE OF EQUIPMENT	2,592.00	2,592.00	0.00	0.00	2,592.00
030-000-48000	MISCELLANEOUS EXPENSE	46,000.00	46,000.00	0.00	0.00	46,000.00
	Expense Total:	48,592.00	48,592.00	0.00	0.00	48,592.00
Fund: 030 - DIST CL'K STATE APPROP Surplus (Deficit):		0.00	0.00	230.13	2,112.77	
Fund: 031 - COUNTY CLERK RMP						
Revenue						
031-30000	BEGINNING BALANCE	234,115.00	234,115.00	0.00	0.00	234,115.00
031-31143	RECORD ARCHIVE FEES	0.00	0.00	2,858.50	39,929.50	-39,929.50
031-32134	DIGITIZED PRESERVATION FOR COURT REC	0.00	0.00	0.00	10.00	-10.00
031-32524	COUNTY CLERK FEES (RMP)	50,000.00	50,000.00	2,992.00	44,629.75	5,370.25
031-32539	CLERK RECORDS ARCHIVE FEES (ARCHV)	50,000.00	50,000.00	0.00	4,082.00	45,918.00
031-35100	INTEREST ON INVESTMENTS	600.00	600.00	307.84	1,674.60	-1,074.60
031-35104	INTEREST TEXAS CLASS INVESTMENTS	0.00	0.00	461.67	4,099.58	-4,099.58
031-35105	INTEREST FNB WICHITA FALLS INVESTMEN	0.00	0.00	2,807.96	25,864.49	-25,864.49
	Revenue Total:	334,715.00	334,715.00	9,427.97	120,289.92	214,425.08
Expense						
031-000-40000	SALARIES	46,468.00	46,468.00	0.00	1,381.57	45,086.43
031-000-40100	SOCIAL SECURITY	3,555.00	3,555.00	0.00	135.25	3,419.75
031-000-40110	RETIREMENT	3,346.00	3,346.00	0.00	123.98	3,222.02

Income Statement

For Fiscal: 2023 Period Ending: 12/31/2023

		Original Total Budget	Current Total Budget	MTD Activity	YTD Activity	Budget Remaining
031-000-40120	HOSPITALIZATION	8,600.00	8,600.00	0.00	0.00	8,600.00
031-000-40130	WORKERS' COMPENSATION	100.00	100.00	0.00	0.00	100.00
031-000-40140	UNEMPLOYMENT INSURANCE	100.00	100.00	0.00	5.31	94.69
031-000-42191	MISC. EXPENSE-RMP	105,000.00	105,000.00	0.00	3,240.00	101,760.00
031-000-42694	PRESERVATION-ARCHIVE	51,109.00	51,109.00	0.00	2,057.91	49,051.09
031-000-42695	PRESERVATION-RMP	56,437.00	56,437.00	0.00	0.00	56,437.00
031-000-42903	MISC. EXPENSE-ARCHIVE	5,000.00	5,000.00	0.00	0.00	5,000.00
031-000-43200	PURCHASE OF EQUIPMENT	55,000.00	55,000.00	0.00	0.00	55,000.00
	Expense Total:	334,715.00	334,715.00	0.00	6,944.02	327,770.98
	Fund: 031 - COUNTY CLERK RMP Surplus (Deficit):	0.00	0.00	9,427.97	113,345.90	
Fund: 032 - C D A FORFEITURE						
Revenue						
032-30000	BEGINNING BALANCE	15,000.00	15,000.00	0.00	0.00	15,000.00
032-32529	DIST. ATTY FORFEITURES AWARDED	20.00	20.00	0.00	0.00	20.00
032-35100	INTEREST ON INVESTMENTS	0.00	0.00	18.15	132.91	-132.91
032-35104	INTEREST TEXAS CLASS INVESTMENTS	0.00	0.00	41.56	368.95	-368.95
	Revenue Total:	15,020.00	15,020.00	59.71	501.86	14,518.14
Expense						
032-000-42101	SUPPLIES	1,520.00	1,520.00	0.00	0.00	1,520.00
032-000-42661	TRAINING & EDUCATION	1,000.00	1,000.00	0.00	0.00	1,000.00
032-000-42679	FACILITY COSTS	500.00	500.00	0.00	0.00	500.00
032-000-48000	MISCELLANEOUS EXPENSE	10,000.00	10,000.00	0.00	0.00	10,000.00
032-000-48006	EQUIPMENT	2,000.00	2,000.00	0.00	0.00	2,000.00
	Expense Total:	15,020.00	15,020.00	0.00	0.00	15,020.00
	Fund: 032 - C D A FORFEITURE Surplus (Deficit):	0.00	0.00	59.71	501.86	
Fund: 033 - SHERIFF FORFEITURE						
Revenue						
033-30000	BEGINNING BALANCE	5,900.00	5,900.00	0.00	0.00	5,900.00
033-31151	SHERIFF FORFEITURES AWARDED	0.00	0.00	0.00	43,804.43	-43,804.43
033-35100	INTEREST ON INVESTMENTS	0.00	0.00	69.31	402.04	-402.04
033-35104	INTEREST TEXAS CLASS INVESTMENTS	0.00	0.00	46.20	409.93	-409.93
	Revenue Total:	5,900.00	5,900.00	115.51	44,616.40	-38,716.40
Expense						
033-000-48000	UNIFORMS/MISC. EXPENSE	250.00	250.00	0.00	0.00	250.00
033-000-48003	BUY MONEY	1,000.00	1,000.00	0.00	0.00	1,000.00
033-000-48005	WEAPONS & AMMO	4,000.00	4,000.00	0.00	0.00	4,000.00
033-000-48006	EQUIPMENT	650.00	650.00	0.00	0.00	650.00
	Expense Total:	5,900.00	5,900.00	0.00	0.00	5,900.00
	Fund: 033 - SHERIFF FORFEITURE Surplus (Deficit):	0.00	0.00	115.51	44,616.40	
Fund: 034 - DISTRICT CLERK RMP						
Revenue						
034-30000	BEGINNING BALANCE	2,030.00	2,030.00	0.00	0.00	2,030.00
034-32519	DISTRICT CLERK FEES	0.00	0.00	0.00	1,180.00	-1,180.00
034-32526	DIST CLK CRIMINAL ARCHIVE FEE	1,650.00	1,650.00	0.00	0.00	1,650.00
034-32530	DISTRICT CLERK ARCHIVE FEE	1,320.00	1,320.00	0.00	1,600.00	-280.00
034-35100	INTEREST ON INVESTMENTS	0.00	0.00	-131.36	-296.71	296.71
034-35104	INTEREST TEXAS CLASS INVESTMENTS	0.00	0.00	0.00	221.47	-221.47
	Revenue Total:	5,000.00	5,000.00	-131.36	2,704.76	2,295.24
Expense						
034-000-48000	MISCELLANEOUS EXPENSE	1,250.00	1,250.00	0.00	81,278.61	-80,028.61
034-000-48001	MISCELLANEOUS EXPENSE-ARCHIVE	1,250.00	1,250.00	0.00	0.00	1,250.00
034-000-48009	RECORD PRESERVATION-ARCHIVE	1,250.00	1,250.00	0.00	0.00	1,250.00
034-000-48010	RECORDS PRESERVATION	1,250.00	1,250.00	0.00	0.00	1,250.00
	Expense Total:	5,000.00	5,000.00	0.00	81,278.61	-76,278.61
	Fund: 034 - DISTRICT CLERK RMP Surplus (Deficit):	0.00	0.00	-131.36	-78,573.85	

Income Statement

For Fiscal: 2023 Period Ending: 12/31/2023

		Original Total Budget	Current Total Budget	MTD Activity	YTD Activity	Budget Remaining
Fund: 035 - AMERICAN RESCUE PLAN ACT FUNDING						
Revenue						
035-31301	ARPA FUNDING	2,104,766.00	2,104,766.00	96,411.32	192,822.64	1,911,943.36
035-35100	INTEREST ON INVESTMENTS	0.00	0.00	4,759.65	9,822.90	-9,822.90
035-35104	INTEREST TEXAS CLASS INVESTMENTS	0.00	0.00	9,859.05	87,416.54	-87,416.54
	Revenue Total:	2,104,766.00	2,104,766.00	111,030.02	290,062.08	1,814,703.92
Expense						
035-000-42138	CONTRACT MEDICAL EXPENSE/HOSPITAL	106,641.06	106,641.06	0.00	0.00	106,641.06
035-000-42170	BROADBAND PROJECTS	500,000.00	500,000.00	0.00	0.00	500,000.00
035-000-42173	WATER/SEWER PROJECTS	500,000.00	500,000.00	0.00	5,950.00	494,050.00
035-000-42998	COVID-19 MISC. EXPENSE	21,133.00	21,133.00	0.00	-2,336.66	23,469.66
	Expense Total:	1,127,774.06	1,127,774.06	0.00	3,613.34	1,124,160.72
	Fund: 035 - AMERICAN RESCUE PLAN ACT FUNDING Surplus (Deficit):	976,991.94	976,991.94	111,030.02	286,448.74	
Fund: 036 - LIBRARY FUND						
Revenue						
036-32517	COUNTY CLERK FINES	2,500.00	2,500.00	385.00	3,610.00	-1,110.00
036-32522	DISTRICT CLERK FINES	5,000.00	5,000.00	770.00	7,370.00	-2,370.00
036-35100	INTEREST ON INVESTMENTS	100.00	100.00	8.02	222.53	-122.53
036-35104	INTEREST TEXAS CLASS INVESTMENTS	0.00	0.00	419.00	3,715.19	-3,715.19
036-39000	TRANSFER FROM GENERAL	25,000.00	25,000.00	0.00	25,000.00	0.00
	Revenue Total:	32,600.00	32,600.00	1,582.02	39,917.72	-7,317.72
Expense						
036-000-48007	LIBRARY BOOKS & SUPPLIES	32,600.00	32,600.00	758.69	24,093.66	8,506.34
	Expense Total:	32,600.00	32,600.00	758.69	24,093.66	8,506.34
	Fund: 036 - LIBRARY FUND Surplus (Deficit):	0.00	0.00	823.33	15,824.06	
Fund: 037 - T C COLLECTION CENTER						
Revenue						
037-35100	INTEREST ON INVESTMENTS	0.00	0.00	0.00	3,044.05	-3,044.05
	Revenue Total:	0.00	0.00	0.00	3,044.05	-3,044.05
Expense						
037-496-49146	TRANSFER TO COURTHOUSE RESTORATION	0.00	0.00	0.00	326,560.39	-326,560.39
	Expense Total:	0.00	0.00	0.00	326,560.39	-326,560.39
	Fund: 037 - T C COLLECTION CENTER Surplus (Deficit):	0.00	0.00	0.00	-323,516.34	
Fund: 039 - TXCDBG SMALL BUSINESS LOAN PRJ						
Revenue						
039-39300	LOAN PROCEEDS	0.00	0.00	557.50	6,796.56	-6,796.56
	Revenue Total:	0.00	0.00	557.50	6,796.56	-6,796.56
Expense						
039-000-44300	LOAN REPAYMENT	0.00	0.00	557.50	6,796.56	-6,796.56
	Expense Total:	0.00	0.00	557.50	6,796.56	-6,796.56
	Fund: 039 - TXCDBG SMALL BUSINESS LOAN PRJ Surplus (Deficit):	0.00	0.00	0.00	0.00	
Fund: 041 - PEACE OFFICER SERVICE FEES						
Revenue						
041-31142	PEACE OFFICER FEES	0.00	0.00	0.00	14,643.29	-14,643.29
041-35100	INTEREST ON INVESTMENTS	0.00	0.00	31.35	314.00	-314.00
041-35104	INTEREST TEXAS CLASS INVESTMENTS	0.00	0.00	461.67	4,099.58	-4,099.58
	Revenue Total:	0.00	0.00	493.02	19,056.87	-19,056.87
Expense						
041-000-42659	TRAVEL & EDUCATION	0.00	0.00	300.00	2,655.00	-2,655.00
	Expense Total:	0.00	0.00	300.00	2,655.00	-2,655.00
	Fund: 041 - PEACE OFFICER SERVICE FEES Surplus (Deficit):	0.00	0.00	193.02	16,401.87	
Fund: 043 - JAIL INTEREST & SINKING						
Revenue						
043-30000	BEGINNING BALANCE	100,000.00	100,000.00	0.00	0.00	100,000.00

Income Statement

For Fiscal: 2023 Period Ending: 12/31/2023

		Original Total Budget	Current Total Budget	MTD Activity	YTD Activity	Budget Remaining
043-31020	DELINQUENT AD VALOREM	1,000.00	1,000.00	1.88	98.90	901.10
043-35100	INTEREST ON INVESTMENTS	1,500.00	1,500.00	1,961.58	10,631.50	-9,131.50
043-35103	INTEREST TEX POOL INVESTMENTS	0.00	0.00	0.00	3.67	-3.67
	Revenue Total:	102,500.00	102,500.00	1,963.46	10,734.07	91,765.93
Expense						
043-000-42410	REPAIRS & MAINTENANCE	100,000.00	100,000.00	2,661.11	23,618.49	76,381.51
043-000-43151	BUILDING PROJECTS	2,500.00	2,500.00	0.00	0.00	2,500.00
	Expense Total:	102,500.00	102,500.00	2,661.11	23,618.49	78,881.51
	Fund: 043 - JAIL INTEREST & SINKING Surplus (Deficit):	0.00	0.00	-697.65	-12,884.42	
Fund: 044 - COURTHOUSE SECURITY						
Revenue						
044-32112	COURTHOUSE SECURITY FEES	39,251.00	39,251.00	989.48	11,033.43	28,217.57
044-35100	INTEREST ON INVESTMENTS	240.00	240.00	-52.54	253.35	-13.35
044-35104	INTEREST TEXAS CLASS INVESTMENTS	0.00	0.00	346.25	3,074.65	-3,074.65
044-39000	TRANSFER FROM GENERAL FUND	82,000.00	82,000.00	0.00	82,000.00	0.00
	Revenue Total:	121,491.00	121,491.00	1,283.19	96,361.43	25,129.57
Expense						
044-000-40000	COURTHOUSE SECURITY OFFICER	81,400.00	81,400.00	12,664.28	90,676.86	-9,276.86
044-000-40100	SOCIAL SECURITY	6,227.10	6,227.10	957.91	6,915.83	-688.73
044-000-40110	RETIREMENT	5,860.80	5,860.80	896.49	6,426.40	-565.60
044-000-40120	HOSPITALIZATION	8,981.00	8,981.00	0.00	-75.03	9,056.03
044-000-40140	UNEMPLOYMENT INSURANCE	170.00	170.00	32.68	200.11	-30.11
044-000-42499	MISCELLANEOUS EXPENSE	2,000.00	2,000.00	0.00	9.35	1,990.65
044-000-43200	PURCHASE OF EQUIPMENT	18,000.00	18,000.00	0.00	227.95	17,772.05
	Expense Total:	122,638.90	122,638.90	14,551.36	104,381.47	18,257.43
	Fund: 044 - COURTHOUSE SECURITY Surplus (Deficit):	-1,147.90	-1,147.90	-13,268.17	-8,020.04	
Fund: 045 - COUNTY-RMP						
Revenue						
045-30000	BEGINNING BALANCE	54,999.00	54,999.00	0.00	0.00	54,999.00
045-32527	DIST. & CO. CLERK FEES	4,000.00	4,000.00	816.50	5,344.31	-1,344.31
045-35100	INTEREST ON INVESTMENTS	350.00	350.00	43.84	409.09	-59.09
045-35104	INTEREST TEXAS CLASS INVESTMENTS	0.00	0.00	392.42	3,484.51	-3,484.51
	Revenue Total:	59,349.00	59,349.00	1,252.76	9,237.91	50,111.09
Expense						
045-000-40000	SALARIES	7,500.00	7,500.00	0.00	0.00	7,500.00
045-000-40100	SOCIAL SECURITY	574.00	574.00	0.00	0.00	574.00
045-000-40130	WORKERS' COMPENSATION	20.00	20.00	0.00	0.00	20.00
045-000-40140	UNEMPLOYMENT INSURANCE	20.00	20.00	0.00	0.00	20.00
045-000-43200	PURCHASE OF EQUIPMENT	14,500.00	14,500.00	0.00	0.00	14,500.00
045-000-48000	MISCELLANEOUS EXPENSE	36,735.00	36,735.00	0.00	0.00	36,735.00
	Expense Total:	59,349.00	59,349.00	0.00	0.00	59,349.00
	Fund: 045 - COUNTY-RMP Surplus (Deficit):	0.00	0.00	1,252.76	9,237.91	
Fund: 047 - COUNTY-WIDE RIGHT-OF-WAY FUNDB						
Revenue						
047-30404	PARTIAL CARRYOVER	500,000.00	500,000.00	0.00	0.00	500,000.00
047-35100	INTEREST ON INVESTMENTS	1,000.00	1,000.00	1.67	15.01	984.99
047-35104	INTEREST TEXAS CLASS INVESTMENTS	0.00	0.00	9.26	3,301.85	-3,301.85
047-35105	INTEREST FNB WICHITA FALLS INVESTMEN	0.00	0.00	3,276.97	23,663.91	-23,663.91
	Revenue Total:	501,000.00	501,000.00	3,287.90	26,980.77	474,019.23
Expense						
047-000-43110	RIGHT-OF-WAY PURCHASES	1,000.00	1,000.00	0.00	0.00	1,000.00
047-000-48008	PROFESSIONAL SERVICES	500,000.00	500,000.00	0.00	0.00	500,000.00
	Expense Total:	501,000.00	501,000.00	0.00	0.00	501,000.00
	Fund: 047 - COUNTY-WIDE RIGHT-OF-WAY FUNDB Surplus (Deficit):	0.00	0.00	3,287.90	26,980.77	

Income Statement

For Fiscal: 2023 Period Ending: 12/31/2023

		Original Total Budget	Current Total Budget	MTD Activity	YTD Activity	Budget Remaining
Fund: 048 - EMERGENCY DISASTER RELIEF						
Revenue						
048-30000	BEGINNING BALANCE	800,000.00	800,000.00	0.00	0.00	800,000.00
048-35100	INTEREST ON INVESTMENTS	5,000.00	5,000.00	-1,087.95	-2,127.44	7,127.44
048-35103	INTEREST TEX POOL INVESTMENTS	0.00	0.00	0.00	3.97	-3.97
048-35104	INTEREST TEXAS CLASS INVESTMENTS	0.00	0.00	611.25	5,485.11	-5,485.11
048-35105	INTEREST FNB WICHITA FALLS INVESTMEN	0.00	0.00	18,725.57	153,621.52	-153,621.52
048-37000	REFUNDS	0.00	0.00	0.00	3,188.00	-3,188.00
	Revenue Total:	805,000.00	805,000.00	18,248.87	160,171.16	644,828.84
Expense						
048-000-42165	EMERGENCY PROTECTIVE MEASURES	38,709.00	38,709.00	0.00	0.00	38,709.00
048-000-42166	ROAD & DITCH RESTORATION	47,723.00	47,723.00	0.00	0.00	47,723.00
048-000-42167	EMERGENCY WORK/DEBRIS CLEARANC	44,723.00	44,723.00	0.00	0.00	44,723.00
048-000-42179	COUNTY WIDE DEBRIS REMOVAL	44,723.00	44,723.00	0.00	0.00	44,723.00
048-000-42184	COVID-19 LOCAL EXPENSE	47,723.00	47,723.00	0.00	0.00	47,723.00
048-000-42205	SHELTERING OF EVACUEES	44,723.00	44,723.00	0.00	0.00	44,723.00
048-000-42213	TEMPORARY DEBRIS STORAGE/REDUC	44,723.00	44,723.00	0.00	0.00	44,723.00
048-000-42219	COVID-19 MUTUAL AID EXPENSE	44,723.00	44,723.00	0.00	0.00	44,723.00
048-000-42399	PURCHASE OF NUTRITION CENTER/LAND	0.00	0.00	0.00	561,527.79	-561,527.79
048-000-42400	GAS, OIL, GREASE	44,723.00	44,723.00	0.00	230.70	44,492.30
048-000-42410	REPAIRS & MAINTENANCE	44,723.00	44,723.00	0.00	0.00	44,723.00
048-000-42421	DAMAGES & REPAIRS	44,723.00	44,723.00	0.00	0.00	44,723.00
048-000-42513	UTILITIES-EOC	44,723.00	44,723.00	0.00	0.00	44,723.00
048-000-42600	PROFESSIONAL SERVICES	44,723.00	44,723.00	0.00	0.00	44,723.00
048-000-42646	CONTRACT LABOR	44,723.00	44,723.00	0.00	0.00	44,723.00
048-000-42665	TRAVEL/MILEAGE	44,723.00	44,723.00	0.00	0.00	44,723.00
048-000-42681	FIELD HOSPITAL SERVICES	44,723.00	44,723.00	0.00	0.00	44,723.00
048-000-42998	MISCELLANEOUS SUPPLIES	44,723.00	44,723.00	0.00	0.00	44,723.00
048-000-43200	PURCHASE OF EQUIPMENT	44,723.00	44,723.00	0.00	1,064.80	43,658.20
	Expense Total:	805,000.00	805,000.00	0.00	562,823.29	242,176.71
	Fund: 048 - EMERGENCY DISASTER RELIEF Surplus (Deficit):	0.00	0.00	18,248.87	-402,652.13	
Fund: 049 - C D A TRUST						
Revenue						
049-31144	RESTITUTION COLLECTED	10,000.00	10,000.00	0.00	0.00	10,000.00
	Revenue Total:	10,000.00	10,000.00	0.00	0.00	10,000.00
Expense						
049-000-42908	RESTITUTION MISC. EXPENSE	10,000.00	10,000.00	0.00	0.00	10,000.00
	Expense Total:	10,000.00	10,000.00	0.00	0.00	10,000.00
	Fund: 049 - C D A TRUST Surplus (Deficit):	0.00	0.00	0.00	0.00	
Fund: 050 - C D A FEES						
Revenue						
050-35104	INTEREST TEXAS CLASS INVESTMENTS	0.00	0.00	2.17	147.46	-147.46
	Revenue Total:	0.00	0.00	2.17	147.46	-147.46
Expense						
050-000-48000	MISCELLANEOUS EXPENSE	0.00	0.00	0.00	295.00	-295.00
	Expense Total:	0.00	0.00	0.00	295.00	-295.00
	Fund: 050 - C D A FEES Surplus (Deficit):	0.00	0.00	2.17	-147.54	
Fund: 051 - CDA STATE APPROPRIATIONS FUND						
Revenue						
051-31200	STATE APPROPRIATIONS	0.00	0.00	0.00	27,501.43	-27,501.43
051-35100	INTEREST ON INVESTMENTS	0.00	0.00	51.30	357.85	-357.85
051-35104	INTEREST TEXAS CLASS INVESTMENTS	0.00	0.00	369.32	3,279.61	-3,279.61
	Revenue Total:	0.00	0.00	420.62	31,138.89	-31,138.89
	Fund: 051 - CDA STATE APPROPRIATIONS FUND Total:	0.00	0.00	420.62	31,138.89	

Income Statement

For Fiscal: 2023 Period Ending: 12/31/2023

		Original Total Budget	Current Total Budget	MTD Activity	YTD Activity	Budget Remaining
Fund: 052 - ALTERNATE DISPUTE RESOLUTION						
Revenue						
052-32519	DISTRICT CLERK FEES	0.00	0.00	0.00	-16,404.86	16,404.86
Revenue Total:		0.00	0.00	0.00	-16,404.86	16,404.86
Fund: 052 - ALTERNATE DISPUTE RESOLUTION Total:		0.00	0.00	0.00	-16,404.86	
Fund: 072 - TYLER COUNTY SEACH & RESCUE						
Revenue						
072-35100	INTEREST ON INVESTMENTS	0.00	0.00	0.40	2.91	-2.91
Revenue Total:		0.00	0.00	0.40	2.91	-2.91
Fund: 072 - TYLER COUNTY SEACH & RESCUE Total:		0.00	0.00	0.40	2.91	
Fund: 073 - JUSTICE COURT TECHNOLOGY FUND						
Revenue						
073-32500	JUSTICE OF PEACE FEES	0.00	0.00	10.98	299.53	-299.53
073-35100	INTEREST ON INVESTMENTS	0.00	0.00	17.23	180.65	-180.65
073-35104	INTEREST TEXAS CLASS INVESTMENTS	0.00	0.00	184.66	1,639.78	-1,639.78
Revenue Total:		0.00	0.00	212.87	2,119.96	-2,119.96
Expense						
073-000-42600	PROFESSIONAL SERVICES	0.00	0.00	0.00	40.76	-40.76
Expense Total:		0.00	0.00	0.00	40.76	-40.76
Fund: 073 - JUSTICE COURT TECHNOLOGY FUND Surplus (Deficit):		0.00	0.00	212.87	2,079.20	
Fund: 074 - HOMELAND SECURITY						
Revenue						
074-35100	INTEREST ON INVESTMENTS	0.00	0.00	0.06	14.35	-14.35
074-35104	INTEREST TEXAS CLASS INVESTMENTS	0.00	0.00	46.20	409.93	-409.93
Revenue Total:		0.00	0.00	46.26	424.28	-424.28
Fund: 074 - HOMELAND SECURITY Total:		0.00	0.00	46.26	424.28	
Fund: 076 - EMERGENCY OPERATIONS CENTER						
Revenue						
076-30000	BEGINNING BALANCE	7,197.54	7,197.54	0.00	0.00	7,197.54
076-35100	INTEREST ON INVESTMENTS	200.00	200.00	123.03	1,671.42	-1,471.42
076-35104	INTEREST TEXAS CLASS INVESTMENTS	0.00	0.00	985.91	8,741.61	-8,741.61
076-39000	TRANSFER FROM GENERAL FUND	164,808.00	164,808.00	0.00	164,808.00	0.00
Revenue Total:		172,205.54	172,205.54	1,108.94	175,221.03	-3,015.49
Expense						
076-000-40000	SALARIES	96,333.08	96,333.08	5,849.12	71,787.90	24,545.18
076-000-40100	SOCIAL SECURITY	7,369.48	7,369.48	447.45	5,491.33	1,878.15
076-000-40110	RETIREMENT	6,935.98	6,935.98	173.67	4,067.25	2,868.73
076-000-40120	HOSPITALIZATION	9,855.00	9,855.00	0.00	4,498.20	5,356.80
076-000-40130	WORKERS' COMPENSATION	206.00	206.00	0.00	0.00	206.00
076-000-40140	UNEMPLOYMENT INSURANCE	385.00	385.00	17.55	217.58	167.42
076-000-42100	OFFICE SUPPLIES	3,200.00	3,200.00	155.56	1,313.31	1,886.69
076-000-42102	EMERGENCY SUPPLIES/SIGNANGE	1,300.00	1,300.00	0.00	2,984.07	-1,684.07
076-000-42150	UNIFORMS	1,721.00	1,721.00	0.00	121.24	1,599.76
076-000-42178	I.R.I.S. LICENSE	0.00	0.00	0.00	1,875.00	-1,875.00
076-000-42211	STANDBY FUEL	10,000.00	10,000.00	0.00	5,600.00	4,400.00
076-000-42351	SERVICE OF GENERATORS	3,900.00	3,900.00	0.00	543.38	3,356.62
076-000-42416	VEHICLE OPERATIONS/MAINTENANCE	10,000.00	10,000.00	254.28	10,472.24	-472.24
076-000-42500	TELEPHONE	4,000.00	4,000.00	0.00	0.00	4,000.00
076-000-42663	TRAINING & EDUCATION	3,000.00	3,000.00	0.00	3,511.96	-511.96
076-000-43200	PURCHASE OF EQUIPMENT	10,000.00	22,000.00	0.00	47,033.00	-25,033.00
076-000-43901	STANDBY MAINTENANCE	4,000.00	4,000.00	0.00	0.00	4,000.00
Expense Total:		172,205.54	184,205.54	6,897.63	159,516.46	24,689.08
Fund: 076 - EMERGENCY OPERATIONS CENTER Surplus (Deficit):		0.00	-12,000.00	-5,788.69	15,704.57	

Income Statement

For Fiscal: 2023 Period Ending: 12/31/2023

		Original Total Budget	Current Total Budget	MTD Activity	YTD Activity	Budget Remaining
Fund: 086 - STATE - JURY REIMBURSEMENT FEE						
Revenue						
086-35100	INTEREST ON INVESTMENTS	0.00	0.00	0.01	3.84	-3.84
	Revenue Total:	0.00	0.00	0.01	3.84	-3.84
	Fund: 086 - STATE - JURY REIMBURSEMENT FEE Total:	0.00	0.00	0.01	3.84	
Fund: 088 - TJPC-TITLE IVE FUND						
Revenue						
088-35100	INTEREST ON INVESTMENTS	0.00	0.00	12.54	133.44	-133.44
088-35104	INTEREST TEXAS CLASS INVESTMENTS	0.00	0.00	138.50	1,229.80	-1,229.80
	Revenue Total:	0.00	0.00	151.04	1,363.24	-1,363.24
	Fund: 088 - TJPC-TITLE IVE FUND Total:	0.00	0.00	151.04	1,363.24	
Fund: 089 - TYLER COUNTY NUTRITION CENTER						
Revenue						
089-30000	BEGINNING BALANCE	48,500.00	48,500.00	0.00	0.00	48,500.00
089-31140	LEASE INCOME	3,000.00	3,000.00	0.00	1,375.00	1,625.00
089-32128	HALL RENTAL	1,500.00	1,500.00	125.00	125.00	1,375.00
089-35100	INTEREST ON INVESTMENTS	200.00	200.00	118.37	439.29	-239.29
089-35104	INTEREST TEXAS CLASS INVESTMENTS	0.00	0.00	46.20	409.94	-409.94
089-37106	DETCOG REIMBURSEMENT FOR SENIOR CI	0.00	0.00	6,835.68	50,651.31	-50,651.31
089-38104	DONATIONS	0.00	0.00	0.00	200.00	-200.00
089-38113	Misc. Income	0.00	0.00	132.00	33,934.44	-33,934.44
089-39000	TRANSFER FROM GENERAL FUND	10,000.00	10,000.00	0.00	10,000.00	0.00
	Revenue Total:	63,200.00	63,200.00	7,257.25	97,134.98	-33,934.98
Expense						
089-000-40050	SALARIES	2,000.00	2,000.00	6,372.24	27,576.25	-25,576.25
089-000-40100	SOCIAL SECURITY	153.00	153.00	332.44	1,516.06	-1,363.06
089-000-40110	RETIREMENT	221.00	221.00	322.56	1,451.52	-1,230.52
089-000-40120	HOSPITALIZATION	0.00	0.00	-809.38	122.90	-122.90
089-000-40130	WORKERS' COMPENSATION	50.00	50.00	0.00	0.00	50.00
089-000-40140	UNEMPLOYMENT INSURANCE	50.00	50.00	0.00	0.00	50.00
089-000-42157	SENIOR MEAL EXPENSES	0.00	0.00	3,568.10	16,271.48	-16,271.48
089-000-42204	SENIOR ACTIVITIES	1,500.00	1,500.00	970.87	1,616.20	-116.20
089-000-42394	BUILDING INSURANCE	500.00	500.00	0.00	0.00	500.00
089-000-42410	REPAIRS & MAINTENANCE	14,000.00	14,000.00	0.00	1,651.97	12,348.03
089-000-42510	UTILITIES	29,726.00	29,726.00	2,025.94	11,184.26	18,541.74
089-000-43200	PURCHASE OF EQUIPMENT	15,000.00	15,000.00	0.00	499.92	14,500.08
	Expense Total:	63,200.00	63,200.00	12,782.77	61,890.56	1,309.44
	Fund: 089 - TYLER COUNTY NUTRITION CENTER Surplus (Deficit):	0.00	0.00	-5,525.52	35,244.42	
Fund: 093 - PAYROLL ACCOUNT						
Revenue						
093-38113	OTHER INCOME	0.00	0.00	682.62	682.62	-682.62
	Revenue Total:	0.00	0.00	682.62	682.62	-682.62
Expense						
093-496-49110	TRANSFER TO GENERAL FUND	0.00	0.00	0.00	682.62	-682.62
	Expense Total:	0.00	0.00	0.00	682.62	-682.62
	Fund: 093 - PAYROLL ACCOUNT Surplus (Deficit):	0.00	0.00	682.62	0.00	
Fund: 096 - CHILD WELFARE BOARD FUND						
Revenue						
096-35100	INTEREST ON INVESTMENTS	0.00	0.00	3.55	34.31	-34.31
096-35104	INTEREST TEXAS CLASS INVESTMENTS	0.00	0.00	39.42	349.66	-349.66
096-38105	JUROR DONATIONS	0.00	0.00	0.00	643.33	-643.33
	Revenue Total:	0.00	0.00	42.97	1,027.30	-1,027.30
	Fund: 096 - CHILD WELFARE BOARD FUND Total:	0.00	0.00	42.97	1,027.30	

Income Statement

For Fiscal: 2023 Period Ending: 12/31/2023

		Original Total Budget	Current Total Budget	MTD Activity	YTD Activity	Budget Remaining
Fund: 097 - CHILD SAFETY FUND						
Revenue						
097-32105	CHILD SAFETY FUND FEES	49,943.00	49,943.00	868.00	18,346.50	31,596.50
097-35100	INTEREST ON INVESTMENTS	1,500.00	1,500.00	1.25	45.94	1,454.06
097-35104	INTEREST TEXAS CLASS INVESTMENTS	0.00	0.00	140.13	18,663.75	-18,663.75
	Revenue Total:	51,443.00	51,443.00	1,009.38	37,056.19	14,386.81
Expense						
097-000-40000	SALARIES - SUMMER YOUTH PROGRAM	45,000.00	45,000.00	0.00	22,576.02	22,423.98
097-000-40100	SOCIAL SECURITY	3,443.00	3,443.00	72.30	2,762.48	680.52
097-000-40110	RETIREMENT	0.00	0.00	68.04	1,075.46	-1,075.46
097-000-40140	UNEMPLOYMENT INSURANCE	1,500.00	1,500.00	0.00	0.00	1,500.00
097-000-42105	INSTRUCTIONAL EDUCATION & SUPPLIES	1,000.00	1,000.00	0.00	783.85	216.15
097-000-42212	SUMMER YOUTH TRAVEL	500.00	500.00	0.00	386.45	113.55
097-000-42655	CHILD SAFETY PROGRAMS	0.00	0.00	947.84	13,913.70	-13,913.70
	Expense Total:	51,443.00	51,443.00	1,088.18	41,497.96	9,945.04
	Fund: 097 - CHILD SAFETY FUND Surplus (Deficit):	0.00	0.00	-78.80	-4,441.77	
Fund: 099 - TDA WATER PLANT IMPROVMENTS						
Revenue						
099-36108	GRANT FUNDING CDV21-0384	0.00	0.00	0.00	26,350.00	-26,350.00
	Revenue Total:	0.00	0.00	0.00	26,350.00	-26,350.00
Expense						
099-000-42621	ENGINEERING SERVICES	0.00	37,500.00	0.00	17,600.00	19,900.00
099-000-43500	ADMINISTRATION	0.00	35,000.00	0.00	8,750.00	26,250.00
099-000-43602	WATER IMPROVEMENT	0.00	277,500.00	0.00	0.00	277,500.00
	Expense Total:	0.00	350,000.00	0.00	26,350.00	323,650.00
	Fund: 099 - TDA WATER PLANT IMPROVMENTS Surplus (Deficit):	0.00	-350,000.00	0.00	0.00	
Fund: 101 - SUPPLEMENT COURT QUARDIANSHIP						
Revenue						
101-31148	SCIG FEES	0.00	0.00	160.00	3,698.00	-3,698.00
101-35100	INTEREST ON INVESTMENTS	0.00	0.00	61.52	436.19	-436.19
	Revenue Total:	0.00	0.00	221.52	4,134.19	-4,134.19
	Fund: 101 - SUPPLEMENT COURT QUARDIANSHIP Total:	0.00	0.00	221.52	4,134.19	
Fund: 102 - WATER IMPROVEMENT GRANT-TC WATER SUPPLY						
Revenue						
102-31401	TXCDBG DEPARTMENT OF AGRICULTURE	0.00	0.00	0.00	52,166.00	-52,166.00
102-38108	LOCAL FUNDING	0.00	0.00	0.00	17,500.00	-17,500.00
	Revenue Total:	0.00	0.00	0.00	69,666.00	-69,666.00
Expense						
102-000-42174	WATER FACILITIES - CONSTRUCTION	0.00	0.00	0.00	31,000.00	-31,000.00
102-000-42175	WATER FACILITIES - ENGINEERING	0.00	0.00	0.00	13,236.00	-13,236.00
102-000-42613	ADMINISTRATION - 7220470	0.00	0.00	0.00	12,880.00	-12,880.00
	Expense Total:	0.00	0.00	0.00	57,116.00	-57,116.00
	Fund: 102 - WATER IMPROVEMENT GRANT-TC WATER SUPPLY Surplus (0.00	0.00	0.00	12,550.00	
Fund: 103 - DISTRICT COURT CRIMINAL TECHNOLOGY FUND						
Revenue						
103-32107	CIVIL TECHNOLOGY FEE	0.00	0.00	0.00	162.00	-162.00
103-32113	CRIMINAL TECHNOLOGY FEE	0.00	0.00	6.00	116.00	-116.00
103-35100	INTEREST ON INVESTMENTS	0.00	0.00	9.32	108.91	-108.91
103-35104	INTEREST TEXAS CLASS INVESTMENTS	0.00	0.00	147.88	1,311.25	-1,311.25
	Revenue Total:	0.00	0.00	163.20	1,698.16	-1,698.16
	Fund: 103 - DISTRICT COURT CRIMINAL TECHNOLOGY FUND Total:	0.00	0.00	163.20	1,698.16	
Fund: 104 - Harvey Round 1 (CDBG) 20-065-087-C248						
Revenue						
104-36108	GRANT FUNDING	0.00	0.00	0.00	31,259.60	-31,259.60
	Revenue Total:	0.00	0.00	0.00	31,259.60	-31,259.60

Income Statement

For Fiscal: 2023 Period Ending: 12/31/2023

		Original Total Budget	Current Total Budget	MTD Activity	YTD Activity	Budget Remaining
Expense						
104-464-42173	WATER FACILITIES/TC WATER (LMI)	0.00	0.00	0.00	32,862.00	-32,862.00
104-465-42174	WATER FACILITIES - WOODVILLE (UN)	0.00	0.00	0.00	3,430.12	-3,430.12
	Expense Total:	0.00	0.00	0.00	36,292.12	-36,292.12
	Fund: 104 - Harvey Round 1 (CDBG) 20-065-087-C248 Surplus (Deficit):	0.00	0.00	0.00	-5,032.52	
Fund: 105 - CDBG GLO-22-119-009-D419						
Revenue						
105-36108	GRANT FUNDING D419	0.00	0.00	0.00	237,522.60	-237,522.60
	Revenue Total:	0.00	0.00	0.00	237,522.60	-237,522.60
Expense						
105-000-43501	CDBG - ENGINEERING D419	0.00	0.00	0.00	237,522.60	-237,522.60
	Expense Total:	0.00	0.00	0.00	237,522.60	-237,522.60
	Fund: 105 - CDBG GLO-22-119-009-D419 Surplus (Deficit):	0.00	0.00	0.00	0.00	
Fund: 107 - CDBG LOCAL BUYOUT/AQUISITION PROGRAM						
Expense						
107-000-42171	BUYOUT AWARD - LMB	0.00	0.00	0.00	5,631.17	-5,631.17
107-000-42207	BUYOUT DEMOLITION - LMB	0.00	0.00	0.00	43,025.00	-43,025.00
107-000-42621	BUYOUT - LMB (PD)	0.00	0.00	0.00	28,155.87	-28,155.87
	Expense Total:	0.00	0.00	0.00	76,812.04	-76,812.04
	Fund: 107 - CDBG LOCAL BUYOUT/AQUISITION PROGRAM Total:	0.00	0.00	0.00	76,812.04	
Fund: 111 - COURTHOUSE RESTORATION						
Revenue						
111-30000	BEGINNING BALANCE	425,000.00	425,000.00	0.00	0.00	425,000.00
111-35104	INTEREST TEXAS CLASS INVESTMENTS	0.00	0.00	492.95	4,370.82	-4,370.82
111-36467	HISTORICAL REIMBURSEMENT GRANT FOR	0.00	0.00	0.00	763,130.70	-763,130.70
111-39000	TRANSFER FROM GENERAL FUND	75,000.00	75,000.00	0.00	75,000.00	0.00
111-39026	TRANSFER FROM COLLECTION CENTER	0.00	0.00	0.00	326,560.39	-326,560.39
	Revenue Total:	500,000.00	500,000.00	492.95	1,169,061.91	-669,061.91
Expense						
111-000-42412	COURTHOUSE REHABILITATION EXPENSE	500,000.00	500,000.00	94,255.97	495,191.07	4,808.93
	Expense Total:	500,000.00	500,000.00	94,255.97	495,191.07	4,808.93
	Fund: 111 - COURTHOUSE RESTORATION Surplus (Deficit):	0.00	0.00	-93,763.02	673,870.84	
Fund: 112 - LEGISLATIVE SERVICES						
Revenue						
112-35104	INTEREST TEXAS CLASS INVESTMENTS	0.00	0.00	285.91	1,911.08	-1,911.08
112-39000	TRANSFER FROM GENERAL FUND	10,500.00	10,500.00	0.00	0.00	10,500.00
	Revenue Total:	10,500.00	10,500.00	285.91	1,911.08	8,588.92
Expense						
112-000-48000	MISCELLANEOUS EXPENSE	10,500.00	10,500.00	0.00	0.00	10,500.00
	Expense Total:	10,500.00	10,500.00	0.00	0.00	10,500.00
	Fund: 112 - LEGISLATIVE SERVICES Surplus (Deficit):	0.00	0.00	285.91	1,911.08	
Fund: 113 - CIVIL FEES - ADULT PROBATION						
Revenue						
113-32106	CIVIL FEES	0.00	0.00	0.00	1,150.00	-1,150.00
113-35100	INTEREST ON INVESTMENTS	0.00	0.00	2.36	8.32	-8.32
113-37102	REIMBURSEMENTS	0.00	0.00	0.00	-60,418.85	60,418.85
	Revenue Total:	0.00	0.00	2.36	-59,260.53	59,260.53
	Fund: 113 - CIVIL FEES - ADULT PROBATION Total:	0.00	0.00	2.36	-59,260.53	
Fund: 114 - ELECTED OFFICIALS FUND						
Revenue						
114-35102	INTEREST FNB INVESTMENTS	0.00	0.00	0.00	18,514.57	-18,514.57
114-38310	TAXES GASB 84	0.00	0.00	0.00	25,229,209.32	-25,229,209.32
114-38320	FEES GASB 84	0.00	0.00	0.00	2,626,995.75	-2,626,995.75
114-38330	INMATE TRUST DEPOSITS GASB 84	0.00	0.00	0.00	34,100.44	-34,100.44

Income Statement

For Fiscal: 2023 Period Ending: 12/31/2023

		Original Total Budget	Current Total Budget	MTD Activity	YTD Activity	Budget Remaining
114-38335	JAIL COMMISSARY GASB 84	0.00	0.00	0.00	11,007.47	-11,007.47
114-38340	CASH BONDS GASB 84	0.00	0.00	0.00	20,250.00	-20,250.00
114-38390	MISCELLAEIOUS REVENU GASB 84	0.00	0.00	0.00	150.00	-150.00
	Revenue Total:	0.00	0.00	0.00	27,940,227.55	-27,940,227.55
Expense						
114-000-41000	DISBURSEMENT TO OTHERS	0.00	0.00	0.00	1,752,302.40	-1,752,302.40
114-000-48310	DISBURSEMENT TO COUNTY	0.00	0.00	0.00	12,228,983.84	-12,228,983.84
114-000-48315	DISBURSEMENT TO CITIES	0.00	0.00	0.00	1,086,665.55	-1,086,665.55
114-000-48330	DISBURSEMENT TO SCHOOL DISTRICTS	0.00	0.00	0.00	14,797,442.08	-14,797,442.08
114-000-48340	DISBURSEMENT INMATE TRUST	0.00	0.00	0.00	31,646.81	-31,646.81
114-000-48345	DISBURSEMENT LONE STAR	0.00	0.00	0.00	12,247.97	-12,247.97
114-000-48350	DISBURSEMENT CASH BONDS	0.00	0.00	0.00	19,750.00	-19,750.00
114-000-48360	DISBURSEMENT TO WATER DISTRICTS	0.00	0.00	0.00	118,447.40	-118,447.40
114-000-48370	DISBURSEMENT TO HOSPITAL DISTRICTS	0.00	0.00	0.00	2,202,116.24	-2,202,116.24
114-000-48390	DISBURSEMENT MISCELLANEOUS	0.00	0.00	0.00	511,375.84	-511,375.84
	Expense Total:	0.00	0.00	0.00	32,760,978.13	-32,760,978.13
	Fund: 114 - ELECTED OFFICIALS FUND Surplus (Deficit):	0.00	0.00	0.00	-4,820,750.58	
	Total Surplus (Deficit):	1,037,389.96	633,815.61	-958,352.40	-4,835,879.13	

Income Statement

For Fiscal: 2023 Period Ending: 12/31/2023

Group Summary

Account Type	Original Total Budget	Current Total Budget	MTD Activity	YTD Activity	Budget Remaining
Fund: 010 - GENERAL FUND					
Revenue	10,873,917.91	10,873,917.91	313,574.29	10,645,655.35	228,262.56
Expense	10,879,659.91	10,937,410.97	1,080,871.84	11,056,179.52	-118,768.55
Fund: 010 - GENERAL FUND Surplus (Deficit):	-5,742.00	-63,493.06	-767,297.55	-410,524.17	347,031.11
Fund: 012 - TC CHAPTER 19					
Revenue	0.00	0.00	0.00	589.80	-589.80
Fund: 012 - TC CHAPTER 19 Total:	0.00	0.00	0.00	589.80	-589.80
Fund: 020 - GENERAL ROAD & BRIDGE					
Revenue	3,721,245.00	3,721,245.00	27,637.81	3,321,144.12	400,100.88
Expense	3,721,241.28	3,721,241.28	27,637.81	3,641,997.60	79,243.68
Fund: 020 - GENERAL ROAD & BRIDGE Surplus (Deficit):	3.72	3.72	0.00	-320,853.48	320,857.20
Fund: 021 - ROAD & BRIDGE I					
Revenue	878,328.45	938,328.45	9,561.67	884,961.75	53,366.70
Expense	811,044.25	871,044.25	48,358.91	799,712.09	71,332.16
Fund: 021 - ROAD & BRIDGE I Surplus (Deficit):	67,284.20	67,284.20	-38,797.24	85,249.66	-17,965.46
Fund: 022 - ROAD & BRIDGE II					
Revenue	1,004,516.66	1,004,516.66	7,863.01	930,997.10	73,519.56
Expense	1,004,516.66	1,006,150.06	42,453.01	589,412.27	416,737.79
Fund: 022 - ROAD & BRIDGE II Surplus (Deficit):	0.00	-1,633.40	-34,590.00	341,584.83	-343,218.23
Fund: 023 - ROAD & BRIDGE III					
Revenue	1,217,625.65	1,345,067.65	45,570.16	1,335,139.92	9,927.73
Expense	1,217,625.65	1,345,257.54	133,617.07	1,415,371.24	-70,113.70
Fund: 023 - ROAD & BRIDGE III Surplus (Deficit):	0.00	-189.89	-88,046.91	-80,231.32	80,041.43
Fund: 024 - ROAD & BRIDGE IV					
Revenue	1,211,068.42	1,211,068.42	9,431.93	1,243,239.10	-32,170.68
Expense	1,211,068.42	1,211,068.42	63,250.95	1,201,896.42	9,172.00
Fund: 024 - ROAD & BRIDGE IV Surplus (Deficit):	0.00	0.00	-53,819.02	41,342.68	-41,342.68
Fund: 025 - TYLER CO AIRPORT					
Revenue	21,750.00	39,750.00	376.62	36,097.41	3,652.59
Expense	21,750.00	21,750.00	537.48	30,784.16	-9,034.16
Fund: 025 - TYLER CO AIRPORT Surplus (Deficit):	0.00	18,000.00	-160.86	5,313.25	12,686.75
Fund: 026 - TYLER CO. RODEO ARENA/FAIRGRND					
Revenue	41,006.00	41,006.00	73.38	20,927.80	20,078.20
Expense	41,006.00	41,006.00	586.05	11,377.15	29,628.85
Fund: 026 - TYLER CO. RODEO ARENA/FAIRGRND Surplus (Deficit):	0.00	0.00	-512.67	9,550.65	-9,550.65
Fund: 028 - ECONOMIC DEVELOPMENT					
Revenue	10,600.00	10,600.00	299.61	13,565.92	-2,965.92
Expense	10,600.00	10,600.00	3,094.33	10,277.03	322.97
Fund: 028 - ECONOMIC DEVELOPMENT Surplus (Deficit):	0.00	0.00	-2,794.72	3,288.89	-3,288.89
Fund: 029 - BENEVOLENCE FUND					
Revenue	1,000.00	1,000.00	18.61	1,195.92	-195.92
Expense	1,000.00	1,000.00	0.00	512.42	487.58
Fund: 029 - BENEVOLENCE FUND Surplus (Deficit):	0.00	0.00	18.61	683.50	-683.50
Fund: 030 - DIST CL'K STATE APPROP					
Revenue	48,592.00	48,592.00	230.13	2,112.77	46,479.23
Expense	48,592.00	48,592.00	0.00	0.00	48,592.00
Fund: 030 - DIST CL'K STATE APPROP Surplus (Deficit):	0.00	0.00	230.13	2,112.77	-2,112.77
Fund: 031 - COUNTY CLERK RMP					
Revenue	334,715.00	334,715.00	9,427.97	120,289.92	214,425.08
Expense	334,715.00	334,715.00	0.00	6,944.02	327,770.98
Fund: 031 - COUNTY CLERK RMP Surplus (Deficit):	0.00	0.00	9,427.97	113,345.90	-113,345.90
Fund: 032 - C D A FORFEITURE					
Revenue	15,020.00	15,020.00	59.71	501.86	14,518.14

Income Statement

For Fiscal: 2023 Period Ending: 12/31/2023

Account Type	Original Total Budget	Current Total Budget	MTD Activity	YTD Activity	Budget Remaining
Expense	15,020.00	15,020.00	0.00	0.00	15,020.00
Fund: 032 - C D A FORFEITURE Surplus (Deficit):	0.00	0.00	59.71	501.86	-501.86
Fund: 033 - SHERIFF FORFEITURE					
Revenue	5,900.00	5,900.00	115.51	44,616.40	-38,716.40
Expense	5,900.00	5,900.00	0.00	0.00	5,900.00
Fund: 033 - SHERIFF FORFEITURE Surplus (Deficit):	0.00	0.00	115.51	44,616.40	-44,616.40
Fund: 034 - DISTRICT CLERK RMP					
Revenue	5,000.00	5,000.00	-131.36	2,704.76	2,295.24
Expense	5,000.00	5,000.00	0.00	81,278.61	-76,278.61
Fund: 034 - DISTRICT CLERK RMP Surplus (Deficit):	0.00	0.00	-131.36	-78,573.85	78,573.85
Fund: 035 - AMERICAN RESCUE PLAN ACT FUNDING					
Revenue	2,104,766.00	2,104,766.00	111,030.02	290,062.08	1,814,703.92
Expense	1,127,774.06	1,127,774.06	0.00	3,613.34	1,124,160.72
Fund: 035 - AMERICAN RESCUE PLAN ACT FUNDING Surplus (Deficit):	976,991.94	976,991.94	111,030.02	286,448.74	690,543.20
Fund: 036 - LIBRARY FUND					
Revenue	32,600.00	32,600.00	1,582.02	39,917.72	-7,317.72
Expense	32,600.00	32,600.00	758.69	24,093.66	8,506.34
Fund: 036 - LIBRARY FUND Surplus (Deficit):	0.00	0.00	823.33	15,824.06	-15,824.06
Fund: 037 - T C COLLECTION CENTER					
Revenue	0.00	0.00	0.00	3,044.05	-3,044.05
Expense	0.00	0.00	0.00	326,560.39	-326,560.39
Fund: 037 - T C COLLECTION CENTER Surplus (Deficit):	0.00	0.00	0.00	-323,516.34	323,516.34
Fund: 039 - TXCDBG SMALL BUSINESS LOAN PRJ					
Revenue	0.00	0.00	557.50	6,796.56	-6,796.56
Expense	0.00	0.00	557.50	6,796.56	-6,796.56
Fund: 039 - TXCDBG SMALL BUSINESS LOAN PRJ Surplus (Deficit):	0.00	0.00	0.00	0.00	0.00
Fund: 041 - PEACE OFFICER SERVICE FEES					
Revenue	0.00	0.00	493.02	19,056.87	-19,056.87
Expense	0.00	0.00	300.00	2,655.00	-2,655.00
Fund: 041 - PEACE OFFICER SERVICE FEES Surplus (Deficit):	0.00	0.00	193.02	16,401.87	-16,401.87
Fund: 043 - JAIL INTEREST & SINKING					
Revenue	102,500.00	102,500.00	1,963.46	10,734.07	91,765.93
Expense	102,500.00	102,500.00	2,661.11	23,618.49	78,881.51
Fund: 043 - JAIL INTEREST & SINKING Surplus (Deficit):	0.00	0.00	-697.65	-12,884.42	12,884.42
Fund: 044 - COURTHOUSE SECURITY					
Revenue	121,491.00	121,491.00	1,283.19	96,361.43	25,129.57
Expense	122,638.90	122,638.90	14,551.36	104,381.47	18,257.43
Fund: 044 - COURTHOUSE SECURITY Surplus (Deficit):	-1,147.90	-1,147.90	-13,268.17	-8,020.04	6,872.14
Fund: 045 - COUNTY-RMP					
Revenue	59,349.00	59,349.00	1,252.76	9,237.91	50,111.09
Expense	59,349.00	59,349.00	0.00	0.00	59,349.00
Fund: 045 - COUNTY-RMP Surplus (Deficit):	0.00	0.00	1,252.76	9,237.91	-9,237.91
Fund: 047 - COUNTY-WIDE RIGHT-OF-WAY FUNDB					
Revenue	501,000.00	501,000.00	3,287.90	26,980.77	474,019.23
Expense	501,000.00	501,000.00	0.00	0.00	501,000.00
Fund: 047 - COUNTY-WIDE RIGHT-OF-WAY FUNDB Surplus (Deficit):	0.00	0.00	3,287.90	26,980.77	-26,980.77
Fund: 048 - EMERGENCY DISASTER RELIEF					
Revenue	805,000.00	805,000.00	18,248.87	160,171.16	644,828.84
Expense	805,000.00	805,000.00	0.00	562,823.29	242,176.71
Fund: 048 - EMERGENCY DISASTER RELIEF Surplus (Deficit):	0.00	0.00	18,248.87	-402,652.13	402,652.13
Fund: 049 - C D A TRUST					
Revenue	10,000.00	10,000.00	0.00	0.00	10,000.00
Expense	10,000.00	10,000.00	0.00	0.00	10,000.00
Fund: 049 - C D A TRUST Surplus (Deficit):	0.00	0.00	0.00	0.00	0.00

Income Statement

For Fiscal: 2023 Period Ending: 12/31/2023

Account Type	Original Total Budget	Current Total Budget	MTD Activity	YTD Activity	Budget Remaining
Fund: 050 - C D A FEES					
Revenue	0.00	0.00	2.17	147.46	-147.46
Expense	0.00	0.00	0.00	295.00	-295.00
Fund: 050 - C D A FEES Surplus (Deficit):	0.00	0.00	2.17	-147.54	147.54
Fund: 051 - CDA STATE APPROPRIATIONS FUND					
Revenue	0.00	0.00	420.62	31,138.89	-31,138.89
Fund: 051 - CDA STATE APPROPRIATIONS FUND Total:	0.00	0.00	420.62	31,138.89	-31,138.89
Fund: 052 - ALTERNATE DISPUTE RESOLUTION					
Revenue	0.00	0.00	0.00	-16,404.86	16,404.86
Fund: 052 - ALTERNATE DISPUTE RESOLUTION Total:	0.00	0.00	0.00	-16,404.86	16,404.86
Fund: 072 - TYLER COUNTY SEACH & RESCUE					
Revenue	0.00	0.00	0.40	2.91	-2.91
Fund: 072 - TYLER COUNTY SEACH & RESCUE Total:	0.00	0.00	0.40	2.91	-2.91
Fund: 073 - JUSTICE COURT TECHNOLOGY FUND					
Revenue	0.00	0.00	212.87	2,119.96	-2,119.96
Expense	0.00	0.00	0.00	40.76	-40.76
Fund: 073 - JUSTICE COURT TECHNOLOGY FUND Surplus (Deficit):	0.00	0.00	212.87	2,079.20	-2,079.20
Fund: 074 - HOMELAND SECURITY					
Revenue	0.00	0.00	46.26	424.28	-424.28
Fund: 074 - HOMELAND SECURITY Total:	0.00	0.00	46.26	424.28	-424.28
Fund: 076 - EMERGENCY OPERATIONS CENTER					
Revenue	172,205.54	172,205.54	1,108.94	175,221.03	-3,015.49
Expense	172,205.54	184,205.54	6,897.63	159,516.46	24,689.08
Fund: 076 - EMERGENCY OPERATIONS CENTER Surplus (Deficit):	0.00	-12,000.00	-5,788.69	15,704.57	-27,704.57
Fund: 086 - STATE - JURY REIMBURSEMENT FEE					
Revenue	0.00	0.00	0.01	3.84	-3.84
Fund: 086 - STATE - JURY REIMBURSEMENT FEE Total:	0.00	0.00	0.01	3.84	-3.84
Fund: 088 - TJPC-TITLE IVE FUND					
Revenue	0.00	0.00	151.04	1,363.24	-1,363.24
Fund: 088 - TJPC-TITLE IVE FUND Total:	0.00	0.00	151.04	1,363.24	-1,363.24
Fund: 089 - TYLER COUNTY NUTRITION CENTER					
Revenue	63,200.00	63,200.00	7,257.25	97,134.98	-33,934.98
Expense	63,200.00	63,200.00	12,782.77	61,890.56	1,309.44
Fund: 089 - TYLER COUNTY NUTRITION CENTER Surplus (Deficit):	0.00	0.00	-5,525.52	35,244.42	-35,244.42
Fund: 093 - PAYROLL ACCOUNT					
Revenue	0.00	0.00	682.62	682.62	-682.62
Expense	0.00	0.00	0.00	682.62	-682.62
Fund: 093 - PAYROLL ACCOUNT Surplus (Deficit):	0.00	0.00	682.62	0.00	0.00
Fund: 096 - CHILD WELFARE BOARD FUND					
Revenue	0.00	0.00	42.97	1,027.30	-1,027.30
Fund: 096 - CHILD WELFARE BOARD FUND Total:	0.00	0.00	42.97	1,027.30	-1,027.30
Fund: 097 - CHILD SAFETY FUND					
Revenue	51,443.00	51,443.00	1,009.38	37,056.19	14,386.81
Expense	51,443.00	51,443.00	1,088.18	41,497.96	9,945.04
Fund: 097 - CHILD SAFETY FUND Surplus (Deficit):	0.00	0.00	-78.80	-4,441.77	4,441.77
Fund: 099 - TDA WATER PLANT IMPROVMENTS					
Revenue	0.00	0.00	0.00	26,350.00	-26,350.00
Expense	0.00	350,000.00	0.00	26,350.00	323,650.00
Fund: 099 - TDA WATER PLANT IMPROVMENTS Surplus (Deficit):	0.00	-350,000.00	0.00	0.00	-350,000.00
Fund: 101 - SUPPLEMENT COURT QUARDIANSHIP					
Revenue	0.00	0.00	221.52	4,134.19	-4,134.19
Fund: 101 - SUPPLEMENT COURT QUARDIANSHIP Total:	0.00	0.00	221.52	4,134.19	-4,134.19
Fund: 102 - WATER IMPROVEMENT GRANT-TC WATER SUPPLY					
Revenue	0.00	0.00	0.00	69,666.00	-69,666.00

Income Statement

For Fiscal: 2023 Period Ending: 12/31/2023

Account Type	Original Total Budget	Current Total Budget	MTD Activity	YTD Activity	Budget Remaining
Expense	0.00	0.00	0.00	57,116.00	-57,116.00
Fund: 102 - WATER IMPROVEMENT GRANT-TC WATER SUPPLY Surplus (D)	0.00	0.00	0.00	12,550.00	-12,550.00
Fund: 103 - DISTRICT COURT CRIMINAL TECHNOLOGY FUND					
Revenue	0.00	0.00	163.20	1,698.16	-1,698.16
Fund: 103 - DISTRICT COURT CRIMINAL TECHNOLOGY FUND Total:	0.00	0.00	163.20	1,698.16	-1,698.16
Fund: 104 - Harvey Round 1 (CDBG) 20-065-087-C248					
Revenue	0.00	0.00	0.00	31,259.60	-31,259.60
Expense	0.00	0.00	0.00	36,292.12	-36,292.12
Fund: 104 - Harvey Round 1 (CDBG) 20-065-087-C248 Surplus (Deficit):	0.00	0.00	0.00	-5,032.52	5,032.52
Fund: 105 - CDBG GLO-22-119-009-D419					
Revenue	0.00	0.00	0.00	237,522.60	-237,522.60
Expense	0.00	0.00	0.00	237,522.60	-237,522.60
Fund: 105 - CDBG GLO-22-119-009-D419 Surplus (Deficit):	0.00	0.00	0.00	0.00	0.00
Fund: 107 - CDBG LOCAL BUYOUT/AQUISITION PROGRAM					
Expense	0.00	0.00	0.00	76,812.04	-76,812.04
Fund: 107 - CDBG LOCAL BUYOUT/AQUISITION PROGRAM Total:	0.00	0.00	0.00	76,812.04	-76,812.04
Fund: 111 - COURTHOUSE RESTORATION					
Revenue	500,000.00	500,000.00	492.95	1,169,061.91	-669,061.91
Expense	500,000.00	500,000.00	94,255.97	495,191.07	4,808.93
Fund: 111 - COURTHOUSE RESTORATION Surplus (Deficit):	0.00	0.00	-93,763.02	673,870.84	-673,870.84
Fund: 112 - LEGISLATIVE SERVICES					
Revenue	10,500.00	10,500.00	285.91	1,911.08	8,588.92
Expense	10,500.00	10,500.00	0.00	0.00	10,500.00
Fund: 112 - LEGISLATIVE SERVICES Surplus (Deficit):	0.00	0.00	285.91	1,911.08	-1,911.08
Fund: 113 - CIVIL FEES - ADULT PROBATION					
Revenue	0.00	0.00	2.36	-59,260.53	59,260.53
Fund: 113 - CIVIL FEES - ADULT PROBATION Total:	0.00	0.00	2.36	-59,260.53	59,260.53
Fund: 114 - ELECTED OFFICIALS FUND					
Revenue	0.00	0.00	0.00	27,940,227.55	-27,940,227.55
Expense	0.00	0.00	0.00	32,760,978.13	-32,760,978.13
Fund: 114 - ELECTED OFFICIALS FUND Surplus (Deficit):	0.00	0.00	0.00	-4,820,750.58	4,820,750.58
Total Surplus (Deficit):	1,037,389.96	633,815.61	-958,352.40	-4,835,879.13	


Fund Summary

Fund	Original Total Budget	Current Total Budget	MTD Activity	YTD Activity	Budget Remaining
010 - GENERAL FUND	-5,742.00	-63,493.06	-767,297.55	-410,524.17	347,031.11
012 - TC CHAPTER 19	0.00	0.00	0.00	589.80	-589.80
020 - GENERAL ROAD & BRID	3.72	3.72	0.00	-320,853.48	320,857.20
021 - ROAD & BRIDGE I	67,284.20	67,284.20	-38,797.24	85,249.66	-17,965.46
022 - ROAD & BRIDGE II	0.00	-1,633.40	-34,590.00	341,584.83	-343,218.23
023 - ROAD & BRIDGE III	0.00	-189.89	-88,046.91	-80,231.32	80,041.43
024 - ROAD & BRIDGE IV	0.00	0.00	-53,819.02	41,342.68	-41,342.68
025 - TYLER CO AIRPORT	0.00	18,000.00	-160.86	5,313.25	12,686.75
026 - TYLER CO. RODEO ARE	0.00	0.00	-512.67	9,550.65	-9,550.65
028 - ECONOMIC DEVELOPM	0.00	0.00	-2,794.72	3,288.89	-3,288.89
029 - BENEVOLENCE FUND	0.00	0.00	18.61	683.50	-683.50
030 - DIST CL'K STATE APPRO	0.00	0.00	230.13	2,112.77	-2,112.77
031 - COUNTY CLERK RMP	0.00	0.00	9,427.97	113,345.90	-113,345.90
032 - C D A FORFEITURE	0.00	0.00	59.71	501.86	-501.86
033 - SHERIFF FORFEITURE	0.00	0.00	115.51	44,616.40	-44,616.40
034 - DISTRICT CLERK RMP	0.00	0.00	-131.36	-78,573.85	78,573.85
035 - AMERICAN RESCUE PL	976,991.94	976,991.94	111,030.02	286,448.74	690,543.20
036 - LIBRARY FUND	0.00	0.00	823.33	15,824.06	-15,824.06
037 - T C COLLECTION CENTE	0.00	0.00	0.00	-323,516.34	323,516.34
039 - TXCDBG SMALL BUSINE	0.00	0.00	0.00	0.00	0.00
041 - PEACE OFFICER SERVIC	0.00	0.00	193.02	16,401.87	-16,401.87
043 - JAIL INTEREST & SINKIN	0.00	0.00	-697.65	-12,884.42	12,884.42
044 - COURTHOUSE SECURIT	-1,147.90	-1,147.90	-13,268.17	-8,020.04	6,872.14
045 - COUNTY-RMP	0.00	0.00	1,252.76	9,237.91	-9,237.91
047 - COUNTY-WIDE RIGHT-	0.00	0.00	3,287.90	26,980.77	-26,980.77
048 - EMERGENCY DISASTER	0.00	0.00	18,248.87	-402,652.13	402,652.13
049 - C D A TRUST	0.00	0.00	0.00	0.00	0.00
050 - C D A FEES	0.00	0.00	2.17	-147.54	147.54
051 - CDA STATE APPROPRIA	0.00	0.00	420.62	31,138.89	-31,138.89
052 - ALTERNATE DISPUTE RE	0.00	0.00	0.00	-16,404.86	16,404.86
072 - TYLER COUNTY SEACH	0.00	0.00	0.40	2.91	-2.91
073 - JUSTICE COURT TECHN	0.00	0.00	212.87	2,079.20	-2,079.20
074 - HOMELAND SECURITY	0.00	0.00	46.26	424.28	-424.28
076 - EMERGENCY OPERATIO	0.00	-12,000.00	-5,788.69	15,704.57	-27,704.57
086 - STATE - JURY REIMBUR	0.00	0.00	0.01	3.84	-3.84
088 - TJPC-TITLE IVE FUND	0.00	0.00	151.04	1,363.24	-1,363.24
089 - TYLER COUNTY NUTRIT	0.00	0.00	-5,525.52	35,244.42	-35,244.42
093 - PAYROLL ACCOUNT	0.00	0.00	682.62	0.00	0.00
096 - CHILD WELFARE BOAR	0.00	0.00	42.97	1,027.30	-1,027.30
097 - CHILD SAFETY FUND	0.00	0.00	-78.80	-4,441.77	4,441.77
099 - TDA WATER PLANT IMP	0.00	-350,000.00	0.00	0.00	-350,000.00
101 - SUPPLEMENT COURT Q	0.00	0.00	221.52	4,134.19	-4,134.19
102 - WATER IMPROVEMENT	0.00	0.00	0.00	12,550.00	-12,550.00
103 - DISTRICT COURT CRIM	0.00	0.00	163.20	1,698.16	-1,698.16
104 - Harvey Round 1 (CDBG	0.00	0.00	0.00	-5,032.52	5,032.52
105 - CDBG GLO-22-119-009-	0.00	0.00	0.00	0.00	0.00
107 - CDBG LOCAL BUYOUT/	0.00	0.00	0.00	-76,812.04	76,812.04
111 - COURTHOUSE RESTOR	0.00	0.00	-93,763.02	673,870.84	-673,870.84
112 - LEGISLATIVE SERVICES	0.00	0.00	285.91	1,911.08	-1,911.08
113 - CIVIL FEES - ADULT PRO	0.00	0.00	2.36	-59,260.53	59,260.53
114 - ELECTED OFFICIALS FU	0.00	0.00	0.00	-4,820,750.58	4,820,750.58
Total Surplus (Deficit):	1,037,389.96	633,815.61	-958,352.40	-4,835,879.13	

Section 5

Signatures/Approvals

Respectfully Submitted,

A handwritten signature in blue ink, consisting of a large, stylized 'L' followed by a cursive 'M' and a trailing flourish.

Leann Monk, Tyler County Treasurer

This report is made in accordance with provisions of Gov. Code 2256, The Public Funds Investment Act, which requires quarterly reporting of investment transactions for county funds to the Commissioner's Court. The investments held in Tyler County's portfolio comply with the County's Investment Policy and Strategies.

SWORN AND SUBSCRIBED before me by, Hon. Milton Powers, County Judge; Hon. Joe Blacksher, Commissioner Pct. 1; Hon. Doug Hughes, Commissioner Pct. 2; Hon. Michael Marshall, Commissioner Pct. 3; Hon. C.I. "Buck" Hudson, Commissioner Pct. 4, County Commissioners' Court of Tyler County Woodville, Texas each and respectively, on the _____ day of _____, A.D., 2024.

Donece Gregory, Tyler County Clerk

WITNESS OUR HANDS, officially this 11th day of December A.D., 2023.

Milton Powers, Tyler County Judge

Joe Blacksher, Tyler County Commissioner, Pct. 1

Doug Hughes, Tyler County Commissioner, Pct. 2

Mike Marshall, Tyler County Commissioner, Pct. 3

C.I. "Buck" Hudson, Tyler County Commissioner, Pct. 4